

IMPORTANT INFORMATION



IMPORTANT DATES:

7/11 + 7/12: 9:00 AM–4:00 PM: Room decorating (meet in Kids Church Office, Room 18)

7/14: around 12:45 PM: Prayer Walk around campus (meet outside Sanctuary)

7/15–7/19: 8:00 AM: VBS prayer & announcements in the Fellowship Hall

ALL THINGS VBS:

children.cccm.com/vbs2024



SPIRIT DAYS:

Tuesday: Favorite/Crazy Hat Day

Wednesday: Crazy Socks

Thursday: Woodland Animal Dress Up

Friday: Team Colors

IMPORTANT CONTACT INFORMATION:

MERLENE STEIB—Administration Manager

mobile: 949-478-1052 | email: msteib@cccm.com

GRETA FOLSOM—Content + Class Activities Manager

mobile: 714-287-6251 | email: gfolsom@cccm.com

HANNAH COTTAGE—Team Coordinator (Yellow Team K/1st grade)

mobile: 760-525-9124 | email: hcottage@cccm.com

ANGIE EMMA—Team Coordinator (Blue Team 2nd/3rd grade)

mobile: 858-414-1070 | email: aemma@cccm.com

HANNAH COLT—Team Coordinator (Green Team 4th/5th grade)

mobile: 714-900-0059 | email: hcolt@cccm.com

JANICE KASER—Check-in Coordinator

mobile: 714-264-7931 | email: jkaser@cccm.com

CRAIG COFFIN—Games Manager

mobile: 714-955-3098 | email: ccoffin@cccm.com

DEANNA PEREA—Nurse

mobile: 714-501-6521 | email: dperea@cccm.com


CCCM SECURITY

714-788-3293

FAMILY SUNDAY

7/21 | 11:00 AM Gathering

- Kids will go to the Sanctuary at the close of the Gathering and sing a couple worship songs they learned at VBS.
- After the Gathering, we will gather on the Elementary Field for fun activities, bounce houses, and fellowship.
- More info to follow during VBS week.





DAILY SCHEDULE

ALL GROUPS MORNING SCHEDULE

8:00 AM: Prayer + Announcements—Fellowship Hall

8:30 AM: Set up classroom

8:45 AM: Begin checking in kids

YELLOW TEAM K/1ST (Hedgehogs)

9:00 AM: Session Starter Activity

9:20 AM: Line up to go to Sanctuary

9:30 AM: Worship + Bible Story in Sanctuary

10:00 AM: Class Activities

10:30 AM: Field Games—Team Challenge

11:00 AM: Class Activities

11:30 AM: Sanctuary Daily Closer

11:50 AM: Return to Class

12:00 PM: Kids Check-Out

BLUE TEAM 2ND/3RD (Raccoons)

9:00 AM: Session Starter Activity

9:20 AM: Line up to go to Sanctuary

9:30 AM: Worship + Bible Story in Sanctuary

10:00 AM: Field Games—Team Challenge

10:30 AM: Class Activities

11:30 AM: Sanctuary Daily Closer

11:50 AM: Return to Class

12:00 PM: Kids Check-Out

GREEN TEAM 4TH/5TH (Foxes)

9:00 AM: Session Starter Activity

9:20 AM: Line up to go to Sanctuary

9:30 AM: Worship + Bible Story in Sanctuary

10:00 AM: Class Activities

11:00 AM: Field Games—Team Challenge

11:30 AM: Sanctuary Daily Closer

11:50 AM: Return to Class

12:00 PM: Kids Check-Out



THE STORY OF GOD—TEAM CHALLENGE



The winning team for each age group will win their choice of some kind of candy bar—all runner-ups will get to pick a piece of candy out of the “Consolation Bucket.” The winning team will also win the coveted “Story of God” Trophy (TBD)

MONDAY—TEAM CHALLENGE DAY #1: THE STORY BEGINS

Competitions: Team event Relay Race

- #1 - Run the Bases
- #2 - Stack the Cups (20)
- #3 - Fishing Pond
- #4 - Water Balloon Toss
- #5 - Score a Goal
- #6 - Eat a Plate of Whipped Cream

TUESDAY—TEAM CHALLENGE DAY #2: THE STORY UNRAVELS

Competitions:

- #1 - Slip and Slide Distance (Total distance wins)
- #2 - Finish the puzzle

WEDNESDAY—TEAM CHALLENGE DAY #3: THE STORY RECLAIMED

Competitions:

- #1 - Dodge Ball

THURSDAY—TEAM CHALLENGE DAY #4: THE STORY FULFILLED

Bounce Houses

FRIDAY—TEAM CHALLENGE DAY #5: THE STORY CONTINUES

Bounce Houses



ROOM LOCATIONS



Calvary Chapel Costa Mesa 2024 "The Story of God" VBS Classroom Locations and Schedule

Women	J109	J108	J107
	XX	XX	XX
Men	J104	J105	J106
	XX	XX	XX

Teacher Lounge	J114	J113	J112	J111	J110
	XX	4th/5th Grade	4th/5th Grade	4th/5th Grade	4th/5th Grade
100 School Office					
Stairs	J101	J102	J103		
	4th/5th Grade	4th/5th Grade	4th/5th Grade		

FIRST FLOOR

--

Boys	M22	M21	M20	M19
	Kinder/1st Grade	2nd/3rd Grade	2nd/3rd Grade	2nd/3rd Grade
Girls	M15	M16	M17	M18
	2nd/3rd Grade	2nd/3rd Grade	2nd/3rd Grade	Kids Church Office

P10	P5
P9	P4
P8	P3
P7	P2
P6	P1

Nursery	N-1	N-2	N-3
Foyer		NURSE	Nursing Moms
			Family Room

Fellowship Hall

Age	Room	Age	Room
Kinder/1st	M13	2nd/3rd	M15
Kinder/1st	M14	2nd/3rd	M16
Kinder/1st	M22	2nd/3rd	M17
Kinder/1st	M24	2nd/3rd	M20
Kinder/1st	M25	2nd/3rd	M21
		4th/5th	J101
		4th/5th	J102
		4th/5th	J103
		4th/5th	J110
		4th/5th	J111
		4th/5th	J112

Welcome Center

Check in Kiosks

Sanctuary



SUPPLY BOX CONTENT

SMALL GENERAL SUPPLY BOX

- Scotch Tape
- Green Painter Tape
- Masking Tape
- Black Sharpies
- Black Ball Point Pens
- Paper Towels
- Baby Wipes
- Band-aids
- White Board Makers
- Gloves
- Hand Sanitizer
- Scissors
- Tissue
- Roster Clip Board
- Ball for Session Starter
- Spray Bottle for WATER only
- Extra Window Tags
- Extra Lanyards
- Glue Sticks

LARGE SUPPLY BOX

- Daily Activity Supplies
- Daily Craft Supplies

STICK ROOM SIGN

- This will be used to hold up and help keep kids organized while traveling.

KID'S BAGS

- Write kid's name on the bag
- Bag will include:
 - Pencil
 - "The Story of God" Waterproof Sticker + Button
 - Crayons
 - Colored Pencils
 - "The Story of God" Booklet

BADGE LANYARDS

- Kids check-in name sticker goes on the back of their name badge so we have contact + security tag info. New sticker gets added each day.
- Kid's name badges will be kept in the room each day.
- For new kids, use a Sharpie to write their name on a blank badge.

WATER BOTTLES


- Sports Top Bottles to use throughout the week. (keep in classroom)
- Write kid's name on label and refill at drinking fountain as needed.



SHARING THE GOSPEL WITH KIDS



The gospel is the good news, the message about Christ, the kingdom of God, and salvation.




GOD RULES

The Bible tells us that God created everything, including you and me, and he is in charge of everything. (Genesis 1:1; Revelation 4:11; Colossians 1:16-17)



WE SINNED

Since the time of Adam and Eve, everyone has chosen to disobey God. (Romans 3:23) The Bible calls this sin. Because God is holy, God cannot be around sin. Sin separates us from God and deserves God's punishment of death. (Romans 6:23)




GOD PROVIDED

God sent his Son, Jesus, the perfect solution to our sin problem to rescue us from the punishment we deserve. It is something we, as sinners, could never earn on our own. Jesus alone saves us. (John 3:16; Ephesians 2:8-9)



JESUS GIVES

Jesus lived a perfect life, died on the cross for our sins, and rose again. Because Jesus gave up his life for us, we can be welcomed into God's family for eternity. This is the best gift ever! (Romans 5:8; 2 Corinthians 5:21; 1 Peter 3:18)



WE RESPOND

We can respond to Jesus' invitation to trust in him. Everyone has a choice to make. Will you trust Jesus as your Savior and Lord? You can turn from self and sin and turn to Jesus. (Romans 10:9-10)





DAILY OVERVIEW

Our story begins with God...

He took nothing and created everything, from his fullness filling the emptiness. He introduced himself as the one who is, who was, and who is to come.

MONDAY Day 1

THE STORY BEGINS

BIBLE STORY:
Creation
Genesis 1-2

BIG IDEA:
God created people and was Father to them and they were happy.

CRAFT:
Watercolor
Creation

SNACK:
Creation Snack
Mix

TUESDAY Day 2

THE STORY UNRAVELS

BIBLE STORY:
The Fall
Genesis 3

BIG IDEA:
God's people believed a lie that filled the world with brokenness, but God refused to give up on his people.

CRAFT:
Unraveled Cross
Magnet

SNACK:
Fruit by the Foot
Unraveling

WEDNESDAY Day 3

THE STORY RECLAIMED

BIBLE STORY:
Abraham
Genesis 12:1-3

BIG IDEA:
God moved the story forward, choosing a family to call all people to himself.

CRAFT:
Reclaimed
Seeds

SNACK:
Alphabet
Cookies
What Do
the Letters
Represent?

THURSDAY Day 4

THE STORY FULFILLED

BIBLE STORY:
Jesus
Mark 1:9-11

BIG IDEA:
God is healing all the brokenness and pain in our world.

CRAFT:
Jesus Key Chain

SNACK:
Rice Krispies
Pull-apart Smash
Treat

FRIDAY Day 5

THE STORY CONTINUES

BIBLE STORY:
Great
Commission
Matthew 28:18-20

BIG IDEA:
God is inviting us to join him for the rest of the story.

CRAFT:
Continuing
Scratch Art
Booklet

SNACK:
Twizzler Pretzel
Braid



THE STORY BEGINS

BIBLE STORY: CREATION - Genesis 1-2

For inspiration utilize Sally Lloyd Jones Jesus Story Book Bible “The Beginning: A Perfect Home”

CLASSROOM SCRIPTURE: Genesis 1:26-28 (NIV)

STORY SUMMARY:**POWER: God, the good and all-powerful King**

The God of the Bible is the good and all-powerful King over everything; he has no rival. God is not at war with other gods, he is the supreme, unrivaled sovereign who commands with his word, and it is done—he speaks, and it is established. He brings order out of chaos, he names Day, Night, Sky, Earth, Seas, and they are, and they are good. This creation is an act of supreme love from a loving and good Father.

PRESENCE: Creation is a home for God and humanity to live in harmony

This world was created by God to be a place where he would dwell in peace and harmony with humanity. God’s presence dwelling with humans is a powerful theme throughout the Bible, beginning in the very first chapters to the final pages. God fills the earth with wonderful resources: raw materials for cultivating and natural resources for life and abundance. Again and again, God says the result of his creative work is sheer goodness intended to be a home for humans and God to dwell in, together.

PARTNERSHIP: Humans are created in God’s image, to be partners with him to rule over creation in its full potential

Humans are designed and made by God to be a part of his world. Humans are not random, coming out of some chaotic accident. The Bible tells us God created humans, both male and female, in his own image and likeness. This is not said about any other creation or creature. Boys and girls together image God, and without each other the fullness of God is not expressed. As image bearers of God, humanity is invited to partner with God in his rule over creation, and the way God rules is by being generous and good. “Rule in this same way,” God tells humans, “Imitate me. Take the natural resources that I have put into the earth and cultivate them to produce an abundance for many.” This is humanity’s assignment, to fill the whole earth with God’s goodness and blessing, to learn God’s wisdom, and to rule well over the whole earth with God.

BIG IDEA: God created people and was Father to them, and they were happy.



Welcome

Create a warm and friendly environment!

Play music on low in the background.

Make toys available for kids to play with.

Display the picture of today's lesson.

(Encourage kids to share what they see in the picture.)

SHARE YOUR ACTIVITY

INSTRUCTIONS:

Throw the ball to a kid and instruct them to share their name, something about themselves, and something they see in the picture. Have the same kid throw the ball back to you and then throw the ball to another kid. Continue until all kids have had an opportunity to participate. (For those who are too shy, simply share their names with the rest of the group and have them throw the ball back to you.)

WHAT YOU SAY:

Wow, it was so much fun getting to know each of you and hearing about what you noticed in the picture. Speaking of the picture, did you know that it's giving us a sneak peek into today's story? Can anyone guess what it's about? (Allow the kids to respond.)

That's right. It's the story of creation, which is the beginning of an even greater story that we like to call The Story of God. Like most stories, the beginning is filled with many important details. It reveals who the main characters are, where the story takes place, what kind of relationships the characters have with one another, and so much more. Today we are going to uncover these details as we explore the beginning of Genesis and discover that this great story begins with God.

THE STORY BEGINS

Bible Story: Creation
Genesis 1–2

Big Idea: God created people and was Father to them, and they were happy.

SUPPLIES NEEDED:

- A ball
- The picture of today's lesson displayed for all to see.





SUPPLIES NEEDED:

- Creation Match-Up Cards (Two sets of Creation Match-Up Cards will be provided. Each deck should contain 16 cards.)
- NIV Bible

CLASSROOM SCRIPTURE:

Genesis 1:26-28 (NIV)

Before beginning the Explore activity, pull out your Bible and read the classroom scripture to the kids.

CREATION MATCH-UP GAME

INSTRUCTIONS:

Split the class into two groups, assign a teacher/helper to lead, and make sure each group has one set of cards. Lay the cards down so that the Creation Match-Up side is face up. Invite one of the kids to flip over two cards. If the cards match, leave them face up. If they do not match, flip the cards back down. Invite another kid to flip over two cards. Continue until all matches have been found by both groups. Then bring all the kids together to discuss the following questions.

*For a smaller class size, use one set of Creation Match-Up Cards and play as a whole group.

TREASURE SEEKING—QUESTIONS TO ASK:

1. This is day one of creation. (Hold up the day one card.) What did God create on day one? (Light—This was the first day and first night.)
That's right, and at the end of day one, do you know what God said about that day? (Allow children to respond.
Correct Answer: "He saw that it was good." Genesis 1:4.)

This is day two of creation. (Hold up the day two card.) What did God create on day two? (Sky—God separated the waters from above and below.)
That's right, and at the end of day two, do you know what God said about that day? ("He saw that it was good." Genesis 1:10.)

Continue through the rest of the creation cards. After the sixth day, hold up the All Creation card and share that when God finished creating, he said that all his creation was very good and that on the seventh day, he rested.

2. All that God created was good, but they were not all made the same. People were made in an extra special way. Genesis 1:26–28 says that people were made "... in his own image" (Genesis 1:27). Now that we know God made people extra special, how does that make you feel?





TREASURE SEEKING – QUESTIONS TO ASK (Continued):

*Thoughts to ponder as the teacher: Only human beings are made in God’s image. Perhaps this likeness is what gives us the potential to learn, create, and think deeply. Maybe it’s this image-bearing quality that enables us to enjoy meaningful relationships with God and others. Quite possibly, this is also the reason why human beings have been given the privilege to serve and care for God’s good creation. Yet even when these qualities are lacking, all humans—regardless of their abilities and/or fulfillment of potential—are still made in God’s image and therefore exceedingly special in his eyes. Put simply, this image-bearing quality is not something that is earned but rather bestowed (or given) to all human beings.

3. Did you know that God wants to have a special relationship with us? Just like Adam and Eve, he wants to talk with us, spend time with us, and invites us into his family. How does that make you feel about God?


*A helpful resource to read to the kids after discussing the questions is an excerpt from The Jesus Storybook Bible by Sally Lloyd-Jones. “God saw all that he had made and he loved them. And they were lovely because he loved them. But God saved the best for last. From the beginning, God had a shining dream in his heart. He would make people to share his Forever Happiness. They would be his children, and the world would be their perfect home.” (Page 25)





SUPPLIES NEEDED:

- The Story of God kid's books
- Color pencils/ crayons and pencils



CLOSING PRAYER:

Let's close in prayer and thank God for all the good things he created. Let's also thank him for loving us so much.



INSTRUCTIONS:

Read the intro and chapter one to the kids. Encourage kids to observe the pictures, share what they see, work through the questions, and close together in prayer.

WHAT YOU SAY:

Hello, my friends. Where are your listening ears? (Encourage the kids to point to their ears.) Great job, everyone. Let's get ready to listen carefully as I read from our Story of God books, and pay close attention to what we see in the pictures.

"Our story begins with God. He took nothing and created everything, from his fullness filling the emptiness. He introduced himself as the one who is, who was, and who is to come."—Intro

Take a moment to study picture #1.

1. What do we see in this picture?

(Help them understand that before God created anything, there was nothing.)

Those are great responses. Let's continue to listen to the story.

"Chapter 1

The Story Begins

All we enjoy and love is made by God. He has woven all things together with the thread of his unfailing love. He created a man and woman to tend and care for our world so it could flourish like a wonderful garden. God was a Father to them; they lived together, and were happy."—Ch. 1

Take a moment to study picture #2.

2. What do you see in this picture?

(Allow the kids to share their responses.)

This picture is meant to help us remember that in the beginning, Adam and Eve were happy with God in the Garden. He was their Father, and they enjoyed spending time together.

3. Can you imagine what it might have been like to be in the Garden with God?

On the Journaling page, draw a picture of what you think it might have been like to spend time with God in the Garden.



WATER COLOR CREATION

INSTRUCTIONS:

Have the kids think of all the amazing things God has made. Have them think of one of their favorite things.

Have the kids design and watercolor something God has made. They can outline it first with a pencil, or just paint freehand.

Remind them that they will need to clean their brush before getting a new color of watercolor on their brush.

Once they are finished with their masterpiece, have them attach “The Story Begins” label to the top of the frame.

Remember to put their name on the back of the frame.

WHAT YOU SAY:


(Allow kids to share their painting.)

Wow, everyone, I am truly amazed by all the beautiful paintings you’ve created! Each stroke of color and every detail you’ve added is so special and unique.

And you know what? When God created people like you and me, he looked at us and said, “This is VERY GOOD!” Can you imagine that? You are all VERY GOOD in God’s eyes because he made you with so much love and in his own image.

So as we go about our day, let’s remember that we are part of God’s incredible creation, and that makes us extra special.

Now, before we wrap up, let’s take a moment to thank God for all the wonderful things he has created. Let’s close our eyes and think about all the beauty in the world, from the towering trees to the twinkling stars above. And let’s remember that making us was one of God’s most special creations, designed to share in his forever happiness.




SUPPLIES NEEDED:

- Watercolor Pallet with brush for each child
- Watercolor Paper
- Black Frame
- Cup of Water
- Paper Towel
- “The Story Begins” Label

Reminder:

Visit children.cccm.com/vbs2024 for craft Instruction video





SUPPLIES NEEDED:

- Plain Chocolate M&M's
- Mini Oreo cookies
- Frosted Mini-Wheats
- Stick pretzels
- Raisins
- Goldfish crackers
- Animal cookies
- Mini marshmallows

CREATION SNACK MIX

INSTRUCTIONS:

1. Empty all the different contents into the large bowl.
2. As you are mixing up the snack mix, describe to the kids what the items represent.
3. Scoop contents into cups for the kids to eat.
4. While the kids are eating their snack, read the "WHAT YOU SAY" section out loud to them.

Share these item descriptions with the kids:

Day 1 - God created the light and separated the light from dark - mini Oreo cookies

Day 2 - God separated the water on the top from the water on the bottom. The space in between was the sky - Frosted Mini-Wheats for the clouds

Day 3 - God made the green grass, the trees, and the flowers - green M&M's, stick pretzels, and red M&M's
God also made the fruit and the berries - raisins and blue M&M's

Day 4 - God created the sun and the moon and the stars - orange and yellow M&M's

Day 5 - God made the birds and the fish - Goldfish crackers

Day 6 - God made man and woman and all the animals that walk on the ground - Animal cookies

Day 7 - God rested on the seventh day - mini marshmallows represent "pillows"

WHAT YOU SAY:

"God saw all that he had made and he loved them, and they were lovely because he loved them. But God saved the best for last. From the beginning God had a shining dream in his heart. He would make people share his forever happiness. They would be his children, and the world would be their perfect home." Jesus Storybook Bible by Sally Lloyd-Jones (page 25)



THE STORY UNRAVELS

BIBLE STORY: FALL - Genesis 3

For inspiration utilize Sally Lloyd Jones Jesus Story Book Bible story of the fall

CLASSROOM SCRIPTURE: Genesis 3:1-9 (NIV)

STORY SUMMARY:**POWER: The people reject God's word and his authority as King**

What happened to God's good creation? Why on the one hand is the world filled with beauty and bursting with life, and on the other hand filled with chaos and death? The Bible tells us that in the middle of God's good creation, a deceiver comes to tell humanity the most terrible lie. The Bible calls this liar Satan, and he comes to tell his lie as a snake: "Never mind the rest of God's good garden," the snake says, "God is not being honest with you. Did God say, you shall not eat of any tree in the garden?" The serpent plants the idea that humanity does not need God. Instead, if humanity rejects God's command, they can go around him and immediately be like him. They can have the kingdom without God as their King.

PRESENCE: People partnered with the serpent instead of God

In listening to the lie of the serpent, humanity is stepping in to judge what is good, contrary to what God has said. No longer is God the authority on good and evil, humans become the authority, putting themselves in the place of God. By doing this, they say, "God, I don't trust you have my best interest in mind. I know what is better for me than you do." What we see is that before humans ever directly disobeyed God, before Adam and Eve took of the fruit God forbid them to eat, first they failed to believe in the goodness, love, and provision of God.

PARTNERSHIP: The people lost God's presence and their home

As a result of human disobedience, the Bible says, "Then the eyes of both of them were opened, and they realized they were naked." What is happening? This recognition of nakedness is shame and guilt entering the human experience. Human disobedience and rebellion to God, has brought discord and separation between God, between other humans, and even within their own being. God created humans to be partners with him to rule over creation in its full potential, but now the partnership has gone off the rails. Now, because of humanity's rebellion and disobedience, the image of God humans were created in, has been deeply marred and corrupted, though it is not gone. There is yet this faint glimmer of hope where God shows his mercy and grace, God himself says, a redeemer will come from the woman who will crush the serpent and bring freedom for humanity. God hears the cries of his creation suffering under the weight of sin, and it breaks his heart. God refuses to go away.

BIG IDEA: God's people believed a lie that filled the world with brokenness, but God refused to give up on his people.



Welcome

Create a warm and friendly environment!

Play music on low in the background.

Make toys available for kids to play with.

Display the picture of today's lesson.

(Encourage kids to share what they see in the picture.)

BEST DAY, WORST DAY

INSTRUCTIONS:

Kindly instruct the kids to sit in a circle on the floor. Ask the kids to imagine the best day ever and think about the things they would like to do during their best day. Then explain that you will hand the ball of yarn to a kid in the circle and that kid will get to say one thing they would like to do on their best day ever. Once that kid shares, instruct them to hold tightly to the end of the yarn and then unroll the ball of yarn and hand it to another kid who will then share something they would like to do on their best day ever. Continue until all the kids have had an opportunity to share. You should be left with a web of yarn that has been created from passing the ball of yarn to one another. (If a kid accidentally drops their yarn, it is okay. Simply help them pick it back up. If the web becomes a mess right away, that is fine. This can serve as an illustration of unraveling later on.)

WHAT YOU SAY:

Let's pretend this web represents the "best day ever" and all the wonderful things that happened. Now let's pretend our day was ruined by something terrible, and we didn't get to ... (say one of the good things the kids mentioned and have the kid that said that good thing let go of the yarn. Example: We didn't get to ... go to Disneyland.) We didn't ... (say another one of the good things a kid mentioned and have that kid let go of the yarn. Example: we didn't spend time with our friends. Continue until all the kids have released the yarn and you are left with an unraveled mess.)


THE STORY UNRAVELS

Bible Story: The Fall
Genesis 3

Big Idea: God's people believed a lie that filled the world with brokenness, but God refused to give up on his people.

SUPPLIES NEEDED:

- A ball of yarn
- Best Day/Worst Day picture. (Picture: Adam and Eve happy in garden. Adam and Eve sadly leaving.)



**WHAT YOU SAY (Continued);**

Wow! It looks like our “best day ever” completely unraveled (it completely fell apart). All we are left with now is this tangled web. That reminds me of another day. A day that is described in the Bible and is shown in the picture. In Genesis 3, Adam and Eve were having the best day ever, enjoying life with God in the Garden until they believed a lie and God’s good creation was filled with brokenness and pain. It appeared as though the story was over, but like all good stories, this one has a wonderful twist; and although we will explore this twist later in the week, today we will discover what went wrong. Today we will observe how The Story Unravels (and seems to fall apart).





CLASSROOM SCRIPTURE:

Genesis 3:1-9 (NIV)

Before beginning the Explore activity, pull out your Bible and read the classroom scripture to the kids.

MUSICAL PUZZLE GAME

INSTRUCTIONS:

Tape the puzzle pieces around the room. Explain to the kids that when the music plays, they can look for the puzzle pieces, but when the music stops, they must freeze until the music plays again. Continue until all the puzzle pieces have been found. Then as a class, put the puzzle together.

TREASURE SEEKING—QUESTIONS TO ASK:

1. Who is in the picture?
2. What is happening in the picture?
3. How do you think Adam and Eve felt when they had to leave God and their home in the Garden?
4. How do you think God felt about what happened?
5. What do you think is going to happen next in our story? (Help the kids understand that the story does not end here. God had a plan! He would fix all that was broken and bring them back into the family of God.)

*A helpful resource to read to the kids after discussing the questions is an excerpt from *The Jesus Storybook Bible* by Sally Lloyd-Jones. This will bring them a measure of hope for what God will do to make things right again.

“God loved his children too much to let the story end there. Even though he knew he would suffer, God had a plan— a magnificent dream. One day, he would get his children back. One day, he would make the world their perfect home again. And one day, he would wipe away every tear from their eyes ...

... You see, no matter what, in spite of everything, God would love his children—with a Never Stopping, Never Giving Up, Unbreaking, Always and Forever Love ... Before they left the Garden, God whispered a promise to Adam and Eve: ‘It will not always be so! I will come to rescue you!’” (Page 36)

SUPPLIES NEEDED:


- One Fall Puzzle set
- VBS music
- Green tape





SUPPLIES NEEDED:

- The Story of God kid's books
- Color pencils/ crayons and pencils



CLOSING PRAYER:

Let's close in prayer and thank God for loving us no matter what. Even when we make mistakes like Adam and Eve, God still loves us and wants to help us. God will always make a way to help!



INSTRUCTIONS:

Read chapter two aloud, encourage kids to observe the pictures, share what they see, work through the questions, and close together in prayer.

WHAT YOU SAY:

Hello, my friends. Where are your listening ears? (Encourage the kids to point to their ears.) Great job, everyone. Let's get ready to listen carefully as I read chapter two from our Story of God books, and pay close attention to what we see in the pictures.

“Chapter 2

The Story Unravels

But God's friends, the ones he made to take care of and love his creation, turned against him. The man and woman believed a great lie and questioned his love and kindness. This lie would cause everything to begin to die when it was meant to grow and last. It appeared that the story was over.”—Ch. 2

Take a moment to study the picture.

1. What do you see in the picture?

(Allow the kids to share their responses.)

2. How is it different from yesterday's picture?

(Encourage kids to flip their pages back to yesterday's "chapter 1" picture so they can compare.)

3. Why do you think this picture looks this way?

(Allow the kids to share their responses.)

4. How does this picture make you feel?

On the Journaling page, draw a happy face, sad face, or angry face to show how you feel.

(Let the kids share what they drew.)

When Adam and Eve believed the serpent's lie and turned against God, everything fell apart. This was a very sad day. Not only were they separated and cut off from the wonderful relationship they once enjoyed with God, but everything began to die as well. This is why our picture today looks so sad and empty. Thankfully, the story does not end here. Tomorrow we will see that God refused to give up on his people and instead, gave them a glorious promise that would allow God's beautiful story to continue.



UNRAVELED CROSS MAGNET

INSTRUCTIONS:

Have kids color the wooden cross with crayon to look like wood.

To unravel the burlap banner, kids can pull the strings (about 3-4 per side) until no other strings will pull out.

Peel the tape off the back of the unraveled burlap banner and place in the center of the cross.

WHAT YOU SAY:

Remember how in the beginning, God created a perfect world—a place of beauty, harmony, and joy. But then, through the lie of Satan, Adam and Eve fell into temptation. Their disobedience unraveled the fabric of the beauty of creation, introducing death, sadness, and brokenness into the world. In that moment, people’s relationship with God was broken.

Yet, even in the midst of this darkness, God’s love remained faithful. He didn’t abandon his people. Instead, God had a plan—a plan of rescue and redemption. And this plan was the ultimate act of love: Jesus Christ coming to earth and taking our sins upon himself on the cross.

The cross you made will remind you that through Jesus’ sacrifice, he fixed what had unraveled in the world. He bridged the gap between God and humanity, offering us the opportunity for forgiveness, reconciliation, and new life.




SUPPLIES NEEDED:

- Wooden Cross with Magnet
- Crayons
- Burlap Banner

Reminder:

Visit children.cccm.com/vbs2024 for craft Instruction video





SUPPLIES NEEDED:

- Fruit by the Foot

FRUIT BY THE FOOT—UNRAVELING

INSTRUCTIONS:

1. Pass out one Fruit by the Foot per kid.
2. Have the kids open the package and take out the Fruit by the Foot.
3. Tell the kids to start to unroll the Fruit by the Foot.
4. As the kids are unraveling the Fruit by the Foot, read the “WHAT YOU SAY” section out loud to them.
5. Let the kids know they can eat the snack now.

WHAT YOU SAY:

As you look at the unraveling of the Fruit by the Foot, you see something that was once whole and perfect, unraveling. The unraveling reminds us that Adam and Eve were having the best day ever, enjoying life with God in the Garden, until they believed a lie. “The lie would cause everything to begin to die when it was meant to grow and last. Everything that was made to be perfect started to unravel.” The Story of God Chapter 2: The Story Unravels

But the good news is the story does not end here. God refused to give up on his people which we will learn more about tomorrow.



THE STORY RECLAIMED

BIBLE STORY: ABRAHAM - Genesis 12:1-3

For inspiration utilize Sally Lloyd Jones Jesus Story Book Bible story “Son of Laughter”

CLASSROOM SCRIPTURE: Genesis 12:1-3 (NIV)**STORY SUMMARY:****POWER: God gives his blessing to Abraham, his family, and the future nation**

It was not the end of the story when humanity partnered with the serpent. God’s response to humanity’s betrayal was not to fight or to leave, but to pursue. In the first three verses of Genesis 12, we see that God chose Abraham to build a future and a family with. God spells out his plans with three powerful statements: God promises to make Abraham a great nation. God promises that he will be king over this people and nation. And God promises to bless whoever blesses them and curse whoever curses them. “I will. I will. I will,” God says, affirming his powerful pursuit of humanity through the family of Abraham.

PRESENCE: God chooses to be with the family

God didn’t choose to just drop in and drop off a blessing but chose to make this family his own family. God stayed with them, with the fullness of his love, compassion, and grace. Through God’s presence, blessings were poured out on the family, and it not only were blessings poured out on the family, but it enabled them to be a blessing to everyone around them.

PARTNERSHIP: God wants to bless all people through this family

To bless all people on earth through Abraham, God invited him to: “Follow me, walk with me, obey me, trust me!” all of which ended with “Let me bless the world through you!” God reminded Abraham of this promise again and again. The promise even made Sarah, his wife, laugh because they were so old. But God didn’t blink an eye. He keeps speaking as though it’s a done deal, taking Abraham outside and telling him to try and even count the stars, saying that’s how countless his family, the ones who would bless the world, would be. Abraham believed, and it was counted as righteousness! We have the same invitation today to believe and to partner, follow, obey, and be a blessing!

TEACHER’S NOTE:

This fivefold repetition of blessing is deliberately set in contrast to the fivefold occurrence of the word curse in Genesis chapters 1-11 (Genesis 3:14;17, 4:11, 5:29, 9:25).

This repetition of blessing in Genesis 12:1-3 indicates that through Abraham, God is at work to reverse the effects of judgment on his creation - redemption is now on it’s way.. Or in the words of C.S. Lewis, “Aslan is on the move.”

BIG IDEA: God moved the story forward, choosing a family to call all people to himself.



Welcome

Create a warm and friendly environment!

Play music on low in the background.

Make toys available for kids to play with.

Display the picture of today's lesson.

(Encourage kids to share what they see in the picture.)

LOST AND FOUND ACTIVITY

INSTRUCTIONS:

Before the kids arrive, hide the coins around the room. Once the kids have checked in, explain that you had a bag of coins but unfortunately lost them all. Invite them to look for the coins and bring them back to you. Once all the coins have been found, encourage the kids to take a seat on the floor with you for discussion. (If you would like to repurpose this into a game, you may instruct the kids to search when you say "go" and freeze when you say "stop." Continue until all the coins are found.)

WHAT YOU SAY:

Great job, everyone! Thank you for helping me find my lost coins. Although it is hard losing things you care about, it feels amazing when you get them back. That reminds me of a really big word called, reclaim. Let's say that word together ... RECLAIM! Reclaim means to get back something that was lost, stolen, or taken away.

It's kind of like when you lose a sweatshirt at school and you have to go to the lost and found to retrieve it or ... when you leave your favorite stuffed animal in the car and you have to go back to get it. That is what reclaim means and that is what today's lesson is all about.

Today we are going to learn that God refused to give up on his people and made a way to bring them back into his forever family. In Genesis 12:1–3, we will see that God shared this promise with a man named Abraham (point to the picture of Abraham displayed) and discover that God's story did not end with the fall. For God would reclaim that which was lost.

THE STORY RECLAIMED

Bible Story: Abraham
Genesis 12:1–3

Big Idea: God moved the story forward, choosing a family to call all people to himself.

SUPPLIES NEEDED:

- Gold paper coins
- Daily picture displayed for all to see.



**SUPPLIES NEEDED:**

- None

CLASSROOM SCRIPTURE:

Genesis 12:1-3 (NIV)

Before beginning the Explore activity, pull out your Bible and read the classroom scripture to the kids.

GOD BLESS... YOU!**INSTRUCTIONS:**

This activity is similar to Duck, Duck, Goose.

Kindly instruct the kids to form a circle on the floor. Explain that they will be playing a game similar to “duck, duck, goose,” but instead of saying those words, they will say, “God, bless, you.” (Example: God, God, God, bless, you. The kid who is tapped on the word “you” will run after the kid who did the tapping and try to tag them before reaching the empty spot and sitting back down.) Continue playing as time permits.

TREASURE SEEKING—QUESTIONS TO ASK:

1. What do you think is a blessing? Is it something good or bad? (Allow kids to respond.)

Genesis 12:1–3 tells us that God would bless Abraham with the family he longed for and dreamed to have. A family so big they would become a nation. God also promised that he would bless all the people on the earth through Abraham’s family.

2. Do you know how God blessed all the people on the earth through Abraham’s family? (Allow kids to respond.)

3. Which person in Abraham’s family would be born to save all people? (If the kids are unable to answer correctly, give them hints. Example: We celebrate him on Christmas and Easter. His name starts with the letter “J.” Answer: Jesus! Jesus was from the family of Abraham, and Jesus is the one who made a way to bring people back into the family of God.)

4. Did God keep his promise? (Yes.)

5. Knowing that God keeps his promises, how does that make you feel about God?





TREASURE SEEKING – QUESTIONS TO ASK: (Continued)

*A helpful resource to read to the kids after discussing the questions is an excerpt from The Jesus Storybook Bible by Sally Lloyd-Jones.


“God would do as he promised. He would always look after Abraham’s family, his special people. And one day, God would send another baby, a baby promised to a girl who didn’t even have a husband. But this baby would bring laughter to the whole world. This baby would be everyone’s dream come true.” (Page 60)





SUPPLIES NEEDED:

- The Story of God kid's books
- Color pencils/ crayons and pencils



CLOSING PRAYER:

Let's close in prayer and thank God for refusing to give up on his people and for promising to send Jesus to make all things better.



INSTRUCTIONS:

Read chapter three aloud and encourage kids to observe the pictures, share what they see, work through the questions, and close together in prayer.

WHAT YOU SAY:

Hello, my friends. Where are your listening ears? (Encourage the kids to point to their ears.) Great job, everyone. Let's get ready to listen carefully as I read chapter three from our Story of God books, and pay close attention to what we see in the pictures.

“Chapter 3

The Story Reclaimed

But God refused to give up. As the world fell apart, he began to pick up the pieces. God chose a family, and they grew into a nation. God loved them. God taught them. God carried his story forward through them. Even though they failed him again and again, at times turning their backs on him, filling his world with brokenness and pain, God never gave up on them. God was a Father to them even when he was silent.”—Ch. 3

Take a moment to study the picture.

1. What do you see in today's picture that is new from yesterday? Is there something growing that was not there before?
2. The stump looked completely dead in yesterday's picture, but today there is life. Do you think that is good or bad? (Help younger children to understand that growth is good.)

On the Journaling page, draw a picture of a plant, tree, flower, or something else that grows. (Explain that this is good. It is a sign of life.)
3. Can dead things grow? (Allow for responses.) No, they can't. Only live things grow.

This picture is meant to help us remember that the story is not over. The signs of life remind us that God is still their Father, he is still our Father, and he plans to heal all that is broken in this world. He is going to make all pain go away through Jesus.



RECLAIMED SEEDS

INSTRUCTIONS:

Have kids decorate the clear cup with the woodland animal stickers.

Place the cotton balls in the cup, and using the provided spray bottle, squirt water onto the cotton balls (about 6-8 squirts) to get them wet. Not soaked, just wet enough to absorb the water.

Place the seeds along the inside of the cup between the cotton balls and the cup so kids can see the seeds and watch them grow.

Peel the tape off “The Story Reclaimed” sticker and stick to the large popsicle stick.

WHAT YOU SAY:

Have you ever planted a seed and watched it grow into a big, strong plant? It’s amazing how something that seems to have no life can become something so incredible?

Remember our Bible story today about a man named Abraham who trusted God with all his heart. God made a special promise to Abraham. He promised to bless him and his family and make them into a great nation.

Abraham didn’t know how this promise would come true, but he believed in God’s plan to reclaim his people. And you know what? Just like a seed grows into a plant, God’s promise to Abraham began to grow too. Abraham’s family became as numerous as the stars in the sky, just like God said they would.

God has amazing plans for each of us too. He promises to love us, guide us, and help us grow into the wonderful people he created us to be.

So, when you look at the seed you planted and see how it begins to come to life and grow, remember that God’s promises for us will grow too. Trust in him, and watch how he works wonders in your life, just like he did for Abraham and his family.



SUPPLIES NEEDED:

- Clear Cups
- Cotton Balls
- Seeds
- Spray Water Bottle
- Woodland Animals Stickers
- “The Story Reclaimed” Sticker
- Large Popsicle Stick

Reminder:

Visit children.cccm.com/vbs2024 for craft Instruction video





SUPPLIES NEEDED:

- Alphabet cookies
- List of Letters

ALPHABET COOKIES—WHAT DO THE LETTERS REPRESENT?

INSTRUCTIONS:

1. Pass out one bag of cookies to each of the kids.
2. Have kids look at the cookies they are given.
3. Tell the kids to find certain letters. Look at the list of letters and tell the kids which ones to look for.
4. Once the kids have found some of letters listed, have them put them aside and then tell them the word each letter represents.

P—Promise (God’s promise to always look after his people)

J—Jesus (God’s Son; our Savior)

G—God (The one true God; Our Creator)

F—Faith, Family, Father (Faith: trusting and believing without seeing; Family: our family/our loved ones; Father: our heavenly Father God)


L—Love (God’s love for us)

S—Story (God’s story)

5. Read the “WHAT YOU SAY” section out loud to the kids while they eat the cookies.

WHAT YOU SAY:

“God would do as he promised. He would always look after Abraham’s family and his special people. And one day God would send another baby, a baby promised to a girl who didn’t even have a husband. But this baby would bring laughter to the whole world. The baby would be everyone’s dream come true. This baby would be Jesus.” Jesus Storybook Bible by Sally Lloyd-Jones (page 60)



THE STORY FULFILLED

BIBLE STORY: JESUS PROCLAIMED, DEMONSTRATED, AND OPENED THE FAMILY OF GOD - Mark 1:9-11,14-18

For inspiration utilize Sally Lloyd Jones Jesus Story Book Bible story “Heaven Breaks Through”

CLASSROOM SCRIPTURE: Mark 1:9-11,14-18 (NIV)

STORY SUMMARY:

POWER: God is King

The people that God created and the family that God chose waited a long time to see everything broken and sad in the world fixed and put right, waiting for the end of exile physically and spiritually, waiting for redemption. When Jesus came to be baptized God tore open the heavens to say with a loud voice, “You are my Son, whom I love; with you I am well pleased.” He said it for all to hear! This was the moment God burst back into creation—showing his power and proclaiming his love and good pleasure. This is what the Gospel is all about—God becoming King again, the exile is over, and God is making earth his kingdom!

PRESENCE: God is present in Jesus

The fulfillment of this wonderfully good news came through Jesus of Nazareth. He is the true Israelite who restores God’s kingly reign on earth, just as it is in heaven. This is why Jesus went through his home town and region of Galilee proclaiming “The kingdom of God is at hand.” It was as if he was saying “The dwelling place of God is with humanity once again!” He wanted everyone to know that God’s presence was there among them and that it was good news that everyone should believe.

- In his life, Jesus shows us what salvation and redemption look like. The power of God to heal and make new is vividly present in all his words and in all his actions.
- In his death, Jesus accomplishes the salvation and redemption all of creation was waiting for: at the cross he wages war against the powers of evil and defeats them as he takes the sin of the world upon himself.
- In his resurrection, Jesus opens the door to the new creation. This is the kingdom of God, present in Jesus.

PARTNERSHIP: God is inviting us to be part of his kingdom

Jesus holds the door of salvation and healing open wide and invites us to join him. He seeks us out and says “Come and Follow Me.” Not only is the earth is being reclaimed as the kingdom of God, but humanity is being brought back into covenant partnership with God to be a part of his kingdom. As we accept his invitation, we become a part of the church where we actively wait, as his people, till he makes all things new—in a new heaven and a new earth.

BIG IDEA: God is healing all the brokenness and pain in our world.



Welcome

Create a warm and friendly environment!

Play music on low in the background.

Make toys available for kids to play with.

Display the picture of today's lesson.

(Encourage kids to share what they see in the picture.)

MINUTE TO WIN IT— “I PROMISE” ACTIVITY

INSTRUCTIONS:

Divide the class into five groups. Give each group ten LEGOs. Then tell the kids they have 60 seconds to build a tower and that you promise to give them a prize afterwards. Once the 60-second countdown begins, they may start building.

WHAT YOU SAY:

Wow! Those 60 seconds went fast. I know I promised to give you a prize but, unfortunately, I forgot to bring them. I am so sorry. (Wait a few seconds.) Just kidding, I actually have the prizes here. (Pass out the prizes.)

Like in this activity, sometimes people make promises that they do not keep. When I pretended to break my promise, some of you were sad, right?

Even though people break promises sometimes, there is one person who never breaks promises. Do you know who that person is? (Allow kids to respond. Help them to conclude that God never breaks his promises.)

That's right! God! He never breaks his promises.

Yesterday, we learned that God made a very important promise. Do you remember what it was? (Allow kids to respond.)

God said he would send Jesus through the family of Abraham. Today, we are going to turn to a story found in Mark 1:9–11 and see that Jesus truly came just as was promised. (Point to today's picture as you reference the passage.) Let's prepare our hearts as we get ready to see how the story—God's story—is fulfilled.

THE STORY FULFILLED

Bible Story: Jesus
Mark 1:9–11,14-18

Big Idea: God is healing all the brokenness and pain in our world.

SUPPLIES NEEDED:

- 50 Lego pieces (Divide class into five groups. Ten LEGOs per group.)
- Prizes for each kid in the class.
- 60-second countdown video or use your phone
- Daily picture.



**SUPPLIES NEEDED:**

- Pictures for the following words: Jesus, John, baptized, water, Spirit, voice, and love.
- NIV Bible passage from Mark 1:9–11

CLASSROOM SCRIPTURE:

Mark 1:9-11,14-18 (NIV)

Before beginning the Explore activity, pull out your Bible and read the classroom scripture to the kids.

“LET THE PICTURES TELL THE STORY”**INSTRUCTIONS:**

Invite the kids to sit with you on the floor in a circle. Place the pictures in the center for all the kids to see. Explain that you will be reading a very special story about Jesus. Then show them the pictures and inform them that these pictures will help them remember the story.

Read Mark 1:9–11 from the NIV Bible again, but this time hold up the picture that correlates with the bolded words. (Example: When you say, “Jesus,” hold up the picture of Jesus.)

NIV Mark 1:9–11 Passage:

⁹At that time **Jesus** came from Nazareth in Galilee and was **baptized** by **John** in the Jordan. ¹⁰Just as **Jesus** was coming up out of the **water**, he saw heaven being torn open and the **Spirit** descending on him like a dove. ¹¹And a **voice** came from heaven: “You are my Son, whom I **love**; with you I am well pleased.”

After you have read the story while holding up the picture and saying the words, read the passage again but this time hold up the pictures and instruct the kids to say the word that correlates with the picture. Ask a fellow VBS teacher/ helper to say the words with the kids and repeat the activity a couple of times.

TREASURE SEEKING—QUESTIONS TO ASK:

Wow! You all did a wonderful job. Now that we all know the story, let’s see if we truly understand what happened.

1. Who is in our story? (Help the kids discover that Jesus, John, the voice who is God the Father, and the Holy Spirit—who is in the form of a dove—are the main characters.)
2. What is happening in the story? (Allow kids to respond.)
3. What is baptism? (Make sure the kids understand that when John baptized, the act of baptism consisted of





TREASURE SEEKING—QUESTIONS TO ASK: (Continued)

placing a person under water and then bringing them back up again. The purpose of baptism was to show others they have chosen to turn away from sin (which means to repent) and to trust in God. It was also meant to prepare people for the coming of Jesus.)

4. Why was Jesus baptized? (Allow for responses. Help the kids understand that Jesus was NOT baptized to show everyone that he needed to turn away from sin. Even though Jesus is fully human, he is also fully God, which means he cannot sin. Jesus was baptized to identify with mankind and validate their need for a Savior.)

Important side note: Today, baptism is intended to show the world that we have chosen to follow Jesus. Just as Jesus died and rose again, we are choosing to say goodbye to a life lived in sin and separation from God, and say yes to a new life with Jesus.

5. Again, the story does not end here. After Jesus was baptized we discover that he begins to share and invite others to follow him. In Mark 1:16-18, we see Jesus meeting the fishermen Peter and Andrew. Do you remember what he tells them?

(Answer: “‘Come, follow me,’ Jesus said, ‘and I will send you out to fish for people.’” Mark 1:17)

From this point on, Jesus shows others—through both word and deed—that he is the one they had been waiting for and continues to invite people to follow him and become part of his family.

*A helpful resource to read to the kids after discussing the questions is an excerpt from The Jesus Storybook Bible by Sally Lloyd-Jones.

“... God’s promise to Abraham was coming true—God was sending the Rescuer.” (Page 200)


“Suddenly, it was as if someone had drawn back curtains in a dark room, as if heaven itself had opened, because a beautiful light broke through the clouds and shone down on to Jesus, bathing him in gold. Beads of water glittered and sparkled like tiny diamonds in his hair. A white dove flew down and gently rested on Jesus. And a voice came down from heaven. It was clear and strong and loud so everyone could hear. ‘This is my own Son. And I love him. I am very pleased with him,’ God said, ‘Listen to him.’ Heaven had broken through. The Great Rescue had begun ...” (Page 206)





SUPPLIES NEEDED:

- The Story of God kid's books
- Color pencils/ crayons and pencils



CLOSING PRAYER:

Let's close in prayer and thank God for his ability to heal that which is broken. (If the children have prayer requests, please allow for these as well.)



INSTRUCTIONS:

Read chapter four aloud, encourage kids to observe the pictures, share what they see, work through the questions, and close together in prayer.

WHAT YOU SAY:

Hello, my friends. Where are your listening ears? (Encourage the kids to point to their ears.) Great job, everyone. Let's get ready to listen carefully as I read chapter four from our Story of God books, and pay close attention to what we see in the pictures.

“Chapter 4

The Story Fulfilled

One day, God showed up to this family as a man named Jesus. He showed everyone God's plan. Through him, anyone and everyone could join God's forever family. Jesus would make the world new. Hope started to blossom but was seemingly snuffed out as he was arrested and executed. Again, it appeared that the whole story was over and done with. But this wasn't the end of the story. Jesus was raised up from death to new life. Now, Jesus would restore all things. God would heal all the brokenness and pain in our world. The wonderful world would become all it was meant to be, a flourishing garden where we would all be living happily together with God.”—Ch. 4

Take a moment to study the picture.

1. What do you see in today's picture that is different from yesterday? Do you notice anything different about the tree stump?
2. The tree stump is now split open. What do you think that means? (Allow time for responses.)

The picture is meant to remind us that Jesus came so that everyone could join God's forever family and make the world new. However, when Jesus was arrested and put to death, it seemed like the story was over.

The good news is this is not the end of the story. Jesus came back to life and is healing all the brokenness and pain in the world.

Draw a picture on the Journaling page to show how this makes you feel about Jesus.



JESUS KEY CHAIN

INSTRUCTIONS:

Using colored pencils, have kids color the stickers.

Put the stickers on the wooden circles, matching the words with the picture:

- The Story Fulfilled: Jesus
- Jesus Was Born: Manger
- Jesus Was Baptized: Dove
- Jesus Died: Cross
- Jesus is Alive: Empty Tomb

Place the wooden circles on the key chain by guiding the twine through the split ring. (See video for clarity.)

WHAT YOU SAY:

Have you ever felt sad or hurt because of something that happened? Maybe you've seen someone else feeling the same way too. It's tough when our hearts feel broken, isn't it?

But guess what? There's someone who came to heal all the brokenness in the world. His name is Jesus, and he's the ultimate healer!

You see, a long time ago, God looked down at the world he created and saw that it was filled with brokenness, pain, and sadness. People were hurting, and they needed someone to bring them hope and healing.

So, God sent his Son, Jesus, to do just that. Jesus came to show us God's love and to heal our hearts. Everywhere he went, Jesus showed kindness to the hurting, love to the lonely, and hope to the brokenhearted.

And do you want to know the best part? Jesus didn't stop there. He gave his own life to save us from sin and brokenness forever. When Jesus died on the cross and rose again, he made it possible for all of us to be healed and made whole again.

So, whenever you feel sad or hurt, remember that Jesus is right there with you, ready to heal your heart and bring you comfort.




SUPPLIES NEEDED:

- Key Clip
- Wooden Circles
- Stickers
- Colored Pencils

Reminder:

Visit children.cccm.com/vbs2024 for craft Instruction video





SUPPLIES NEEDED:

- Rice Krispies Treats

RICE KRISPIES PULL-APART SMASH TREAT

INSTRUCTIONS:

1. Hand out a Rice Krispies Treat to each kid.
2. Tell the kids to unwrap the treat and take it out.
3. Tell the kids to break the treat into six pieces.

WHAT YOU SAY:

This represents the brokenness and pain in our world. *This is part of our Big Idea.

4. Instruct the kids to squish the treat back together into the rectangular shape it was originally.


WHAT YOU SAY:

This represents God healing all the brokenness and pain in our world.

5. Tell the kids they can eat their Rice Krispies treat now.
6. Repeat the Big Idea while the kids are eating their snack.

WHAT YOU SAY:

“Jesus would restore all things. God would heal all the brokenness and pain in our world. The wonderful world would become all it was meant to be, a flourishing garden where we would all be living happily together with God.” The Story of God Chapter 4: The Story Fulfilled”



THE STORY CONTINUES

BIBLE STORY: GREAT COMMISSION - Matthew 28:18-20

For inspiration utilize Sally Lloyd Jones Jesus Story Book Bible story “Going Home”

CLASSROOM SCRIPTURE: Matthew 28:18-20 (NIV)**STORY SUMMARY:****POWER: Jesus is the unrivaled king**

We have seen how God—who is so rich in mercy and steadfast love—relentlessly pursued humanity from Abraham and Sarah to Moses, and David to the prophets, culminating in him coming to earth in the person of Jesus of Nazareth. Jesus gave his very life in order to reclaim humans as his own and to bring them into their true identity, belonging, and purpose. Jesus reclaimed humanity’s identity as being made in the image of God. He says at the end of the Gospels, “All authority and power is given to me.” Jesus Christ is the good king over all creation, unrivaled as the one who has conquered sin, Satan, and even death, and our allegiance is now with him alone!

PRESENCE: Jesus is with us now and forever

Remember, humans were created by God for fellowship with him. Humans were made for God, for his presence, and for his love. And Jesus Christ tells his followers, “Surely I am with you always, to the very end of the age.” Jesus is God with us, always in our midst, and he sends his Holy Spirit to come upon his people to enable them to live out his kingdom

PARTNERSHIP: Go and make disciples

Through Jesus Christ and his redemptive work, humans have been brought back into the plan of God! Jesus’ kingdom is being spread as Good News to the ends of the earth through his renewed partnership with humans. He tells his followers, “Therefore go and make disciples of all nations, baptizing them in the name of the Father and of the Son and of the Holy Spirit, and teaching them to obey everything I have commanded you.” For the early Christians the Good News was something they practiced in their daily lives with one another. They became marked by the life of Jesus—bearing one another’s burdens, making sure no one lacked anything, and sharing freely as there was need. They lived as though Jesus was reigning over them because he was! We are to proclaim the Good News about the active and present reign of God and the restoration of all things through the work of Jesus’ life, death, resurrection, and ascension. One of the beautiful things about the early Christian movement is that every Christian spread this message: It didn’t matter if they were a waiter like Stephen or Philip, tentmakers like Priscilla and Aquila, a merchant for the fashion industry like Lydia, or a jail worker from Philippi, they all spread the Good News of the reign of Jesus. And this wasn’t just the call of the early Christians, but Christians in every age are to spread the Good News of God’s kingdom reign—to tell all that God is king again through Jesus!

BIG IDEA: God is inviting us to join him for the rest of the story.



Welcome

Create a warm and friendly environment!

Play music on low in the background.

Make toys available for kids to play with.

Display the picture of today's lesson.

(Encourage kids to share what they see in the picture.)

CONTINUE THE STORY ACTIVITY

INSTRUCTIONS:

Have the kids sit in a circle on the floor. Explain to the kids that we will be creating a story together. As the ball is passed to each of them, they will add to the story. The teacher will begin by saying, "The story begins with ..." then the first kid will begin the story. Then the next kid will receive the ball, and they will say something else to add to the story. Continue until all the kids have shared. (If a kid does not feel comfortable sharing, that is fine. Simply proceed to the next kid.) After all the kids have had an opportunity to share, create an ending.

WHAT YOU SAY:

Wow! That was a very interesting story. You did a great job keeping the story going. Speaking of continuing a story, that reminds me of the title of today's lesson. Does anyone know what it is? (Allow kids to respond.)

That's right; it is The Story Continues, and the Bible passage that we will be exploring is Matthew 28:18–20, which is often called Jesus' Great Commission. So let's get ready to see how the story—God's story—continues.

THE STORY CONTINUES

Bible Story: The Great Commission

Matthew 28:18–20

Big Idea: God is inviting us to join him for the rest of the story.

SUPPLIES NEEDED:

- A ball



**SUPPLIES NEEDED:**

- Day One: Picture, title, and Big Idea posters (Color coded red)
- Day Two: Picture, title, and Big Idea posters (Color coded orange)
- Day Three: Picture, title, and Big Idea posters (Color coded yellow)
- Day four: Picture, title, and Big Idea posters (Color coded green)
- Day Five: Picture, title, and Big Idea posters (Color coded blue)
- Music and tape

CLASSROOM SCRIPTURE:

Matthew 28:18-20 (NIV)

Before beginning the Explore activity, pull out your Bible and read the classroom scripture to the kids.

CREATION MATCH-UP GAME**INSTRUCTIONS:**

Tape the posters around the room. When the music plays, have the kids retrieve the posters from the walls. When the music stops, they must freeze. Continue until all the posters have been collected. Ask kids to form a circle on the floor and place the posters in the middle of the circle. Have kids help you sort the posters by color, starting with red and continuing through blue. Read the title and Big Ideas for each day, and ask the kids to tell you about each of the pictures.

TREASURE SEEKING—QUESTIONS TO ASK:

1. Do you remember what the Great Commission is? (Allow kids to respond.)
2. What did Jesus tell his friends to do? (Allow kids to respond. Answer: Matthew 28:19–20)
3. What is the beautiful promise Jesus gives at the end of verse 20?

It is a wonderful gift to be able to share the Great Commission and be part of God's family, but this is not the end of the story. Jesus is coming back and plans to make all things good and new. We will be led into a new and better chapter filled with greater adventures with God—adventures that will stretch throughout eternity, adventures so wonderful that words cannot express the wonder yet to come. This is why today we say, The Story Continues!

*A helpful resource to read to the kids after discussing the Great Commission is an excerpt from The Jesus Storybook Bible by Sally Lloyd-Jones.

“Tell them I love them so much that I died for them. It’s the Truth that overcomes the terrible lie. God loves his children. Yes, he really does!’ ‘... Now everyone can come home to God,’ Jesus said. ‘Death is not the end of you. You can live forever with your Father in heaven because I have rescued the whole world!’” (Page 323)



INSTRUCTIONS:

Read chapter five aloud, encourage kids to observe the pictures, share what they see, work through the questions, and close together in prayer.

WHAT YOU SAY:

Hello, my friends. Where are your listening ears? (Encourage the kids to point to their ears.) Great job, everyone. Let's get ready to listen carefully as I read chapter five from our Story of God books, and pay close attention to what we see in the pictures.

“Chapter 5

The Story Continues

So here we are today, retelling the story of God, our story. We tell it to each other over and over to remind ourselves that our purpose and story is wrapped up in God. He showed us how much he loved us—through the world he created and the way he came to restore us and the whole world. He made it possible for this story of God to become your story and my story as well.

God is working in us, his beautiful and flourishing family. God was faithful to love us always, even in the darkest times.

God is inviting us to join him for the rest of the story, the one that is yet to come.”—Ch. 5

Take a moment to study the picture.

1. What is new in today's picture? (Allow time for responses.)

In today's picture, we will notice that it is very similar to the picture in chapter one that we saw on our very first day of VBS. However, this picture does have some differences.

2. What are the differences between the picture from chapter one and today's picture? (Allow children to share their observations. Point to the new items in the picture, and ask the kids to do the same.)

For a while, it looked as though the Garden would stay ruined forever, but thankfully, this was not the case. Instead, it grew back and became even more beautiful than before. This Garden is intended to remind us that God's story continues. Like the growing and flourishing Garden, Jesus

SUPPLIES NEEDED:

- The Story of God kid's books
- Color pencils/ crayons and pencils

**CLOSING PRAYER:**

Let's close in prayer and thank God for allowing the story to continue and for inviting us to join him for the rest of his wonderful story.



**WHAT YOU SAY (Continued):**

came so that we could be brought back into God's beautiful growing family. Now we get to enjoy a relationship with him, one another, and share this good news with others.

3. Have you chosen to be part of God's family? (If the kids have not done so, give them an opportunity to talk with a VBS teacher/helper to help them understand what this means.)

Now that we know God invites us to be part of his family, let's draw a picture on the Journaling page of our families. (Allow the kids to share their pictures. As the teacher, draw a picture of your own family and include Jesus in the picture. Then explain that you drew Jesus in your picture because through him, you get to be part of God's family. They may choose to do the same after seeing your picture.)





CONTINUING SCRATCH ART BOOKLET

INSTRUCTIONS:

Have kids use the wooden stylus to write or draw something they have learned this week in VBS and how they see themselves being a part of God's continuing story.

WHAT YOU SAY:

Have you ever read a really exciting story and wished you could be a part of it? Well, guess what? You are! God is writing the most amazing story ever, and he's inviting each one of us to join him for the rest of it.

You see, from the very beginning, God has been weaving together a story of love, hope, and rescue. God wants us to be a part of his story!

God has a special role for each one of us to play, whether it's showing kindness to a friend, helping someone in need, or sharing his love with others.

And you know what's even more exciting? We don't have to go on this adventure alone. God promises to be with us every step of the way, guiding us, protecting us, and cheering us on as we journey through his story together.

So, how can we join God's adventure? It's simple. We can start by saying "yes" to his invitation. We can open our hearts to his love, follow his teachings, and trust in his plan for our lives.

And as we follow in the ways of Jesus, we'll discover that our lives become part of something bigger and more beautiful than we could ever imagine.




SUPPLIES NEEDED:

- Scratch Book
- Wooden Stylus

Reminder:

Visit children.cccm.com/vbs2024 for craft Instruction video



**SUPPLIES NEEDED:**

- Three strands of Twizzler pull-apart
- One small pretzel

TWIZZLER PRETZEL BRAID**INSTRUCTIONS:**

1. Hand out three Twizzler strands and one small pretzel.
2. Instruct the kids to attach the ends of all three strands to the pretzel, then squish it on pretzel so it sticks.
3. Instruct the kids to braid the three strands together. Please help any of the kids that don't know how to braid, especially the younger ones.
4. After the kids have braided their Twizzler strands, read the "WHAT YOU SAY" section out loud to the kids while they eat their snack.

WHAT YOU SAY:

To braid means to lace or weave together. Braiding the Twizzler strands reminds us that we get to join God for the rest of the story.

"He showed us how much he loved us—through the world he created and the way he came to restore us and the whole world. He made it possible for this story of God to become your story and my story as well.

"God is working in us, his beautiful and flourishing family. God was faithful to love us always, even in the darkest times. God is inviting us to join him for the rest of the story, the one that is yet to come." The Story of God Chapter 5: The Story Continues

