

IMPORTANT INFORMATION



IMPORTANT DATES:

7/6 & 7/7 9:00am - 4:00pm: Room decorating (meet in room 18)

7/9 around 12:45pm: Prayer Walk around campus (meet outside Sanctuary)

7/10-7/14 8:30am: VBS prayer & announcements in the Fellowship Hall

ALL THINGS VBS:

children.cccm.com/VBS2023



SPIRIT DAYS:

Tuesday: Hat Day (wear a favorite or crazy hat)

Wednesday: Team Color Day (wear your team's color)

Thursday: Board or Card Game Day (dress as your favorite game)

IMPORTANT CONTACT INFORMATION:

MERLENE STEIB - Manager

mobile: 949-478-1052 | email: msteib@cccm.com

HANNAH COTTAGE - Team Coordinator (red team K/1st grade)

mobile: 760-525-9124 | email: hcottage@cccm.com

ANGIE EMMA - Team Coordinator (green team 2nd/3rd grade)

mobile: 858-414-1070 | email: aemma@cccm.com

HANNAH COLT - Team Coordinator (blue team 4th/5th grade)

mobile: 714-900-0059 | email: hcolt@cccm.com

JANICE KASER - Check-in Coordinator

mobile: 714-264-7931 | email: jkaser@cccm.com

LASZLO KULCSAR - Games Coordinator

mobile: 714-450-0256 | email: laszlok777@gmail.com

DEANNA PEREA - Nurse

mobile: 714-501-6521 | email: dperea@cccm.com

KEILAH GAVIRIA - Worship Rally Coordinator

mobile: 714-364-7702 | email: kgaviria@cccm.com

GRETA FOLSOM - Snack Questions

mobile: 714-287-6251 | email: gfolson@cccm.com

KIDS CHURCH OFFICE


ext 2206 from any class phone



DAILY SCHEDULE

ALL GROUPS: MONDAY-FRIDAY

8:30am Prayer & Announcements - Fellowship Hall
9:00am Set up classroom
9:15am Begin checking in kids
9:45am Line up to go to Sanctuary Worship Rally
9:50am Worship Rally in Sanctuary



MONDAY-THURSDAY SCHEDULE: RED TEAM K/1ST

10:30am Games (field)
10:50am Class activities
12:00pm Check-out

MONDAY-THURSDAY SCHEDULE: GREEN TEAM 2ND/3RD

10:30am Class activities
10:50am Games (field)
11:10am Class activities
12:00pm Check-out

MONDAY-THURSDAY SCHEDULE: BLUE TEAM 4TH/5TH

10:30am Class activities
11:10am Games (field)
11:30am Class activities
12:00pm Check-out

FRIDAY WATER DAY SCHEDULE: PICK UP AT 12:30

GROUP A ROOMS: 12/13/14/23/24/25

9:45am Worship Rally in Sanctuary
10:15am-11:00am Field Water activities
11:00am-11:30am Lunch
11:30-12:30 Class activities

FRIDAY WATER DAY SCHEDULE: PICK UP AT 12:30

GROUP B ROOMS: 15/16/17/20/21/22

9:45am Worship Rally in Sanctuary
10:15am-11:15am Class activities
11:15am-12:00pm Field Water activities
12:00pm-12:30pm Lunch



VBS ROOM LOCATIONS



Calvary Chapel Costa Mesa 2023 "Twists Turns" VBS Classroom Locations and Schedule



M26	M25	M24	M23
Kindergarten	Kindergarten	2nd/3rd Grade	2nd/3rd Grade
M11	M12	M13	M14
Kindergarten	Kindergarten	Kindergarten	Kindergarten

	Boys	M22	M21	M20	M19
	Girls	2nd/3rd Grade	2nd/3rd Grade	4th/5th Grade	4th/5th Grade
		M15	M16	M17	M18
		4th/5th Grade	4th/5th Grade	4th/5th Grade	Kids Church Office

J114	J113	J112	J111	J110
Teacher Lounge				
100 School Office				
Stairs		J101	J102	J103

Women	J109	J108	J107
Men	J104	J105	106

FIRST FLOOR

P10	P5
P9	P4
P8	P3
P7	P2
P6	P1

N-1 Nursery Foyer		Nursery	
	N-2	NURSE	
	N-3	Nursing Moms	Family Room

Welcome Center

Fellowship Hall

Age	Room	Age	Room	Age	Room
Kindergarten/1st	M12	2nd/3rd	M21	4th/5th	M15
Kindergarten/1st	M13	2nd/3rd	M22	4th/5th	M16
Kindergarten/1st	M14	2nd/3rd	M23	4th/5th	M17
Kindergarten/1st	M25	2nd/3rd	M24	4th/5th	M20

Sanctuary

SUPPLY BOX CONTENT

SMALL GENERAL SUPPLY BOX



- Scotch Tape
- Green Painter Tape
- Masking Tape
- Black Sharpies
- Black Ball Point Pens
- Paper Towels
- Baby Wipes
- Band-aids
- White Board Makers
- Gloves
- Hand Sanitizer
- Scissors
- Tissue
- Roster Clip Board
- Daily Memory Cards

2 LARGE BOXES



- 2 boxes will be filled with bags for each day with everything needed for craft and activities.
- Note: Snack supplies will be delivered to your class each day.

BADGE LANYARDS



- Kid's name badges will be kept in the room each day
- Kids will be given a new pin each day

STICK ROOM SIGN



- This will be used to hold up and help keep kids organized while traveling.

WINDOW TAGS



- Registered kids will have a window tag taped in the window. Extra blank tags are for new kids and to write their name and put in the window.

KIDS BAGS



- Write kid's name & favorite game
- Includes:
 - pencil
 - waterproof sticker
 - crayons
 - temporary tattoos
 - stickers

WATER BOTTLES



- Sports Top Bottles to use throughout the week.
- Write kid's name on label and refill at drinking fountain as needed.

BEGIN PLAY!

READ THE INSTRUCTIONS FIRST!

- Read the daily Scripture passages from your Bible.
- Read the daily Leader Devotion.
- Pray that God will speak to you through His Word.
- Read the daily lesson and know all the activities.
- Pray for the kids you will teach.
- Pray for yourself and the other leaders at VBS.
- Ask people to pray for you.

WHAT YOU NEED TO PLAY

- You will be provided with all the materials needed to complete each of the activities. They are in boxes divided into daily bags.
- Also included in your box is a bag of general supplies: tape, scissors, sharpie, etc.
- This leader guide.
- Daily Rotation Schedule.
- Check-in roster sheets.
- Leader & Kid Name Badges.
- Daily Pins.
- Daily Response Cards.
- Each kid will get a bag with supplies: Crayons, stickers, pencil, temporary tattoo, etc.

SET UP THE GAME

- If you are available, help with room decorations on July 6th & 7th.
- Arrive at 8:30 am each day in the Fellowship Hall for a time of prayer and announcements. Continental Breakfast will be available.
- When you arrive at your class, organize your daily activity supplies.
- Have your greeting area set with roster & kid's name badges.
- Be ready to greet the kids at 9:15 am.




BE READY TO ZIG INSTEAD OF ZAG!

- Relax and enjoy building relationships with your kids.
- Be flexible. Adjust your plans to make this the best experience possible for you and your kids. If your kids get restless, move on to the next activity.
- Have fun and let the kids have a joyful church experience.

KEEP YOUR EYES ON THE PRIZE

- The ultimate goal is to help kids know, love, and follow Jesus.
- Look for every opportunity to share the Good News of Jesus with the kids.
- Our desire is that the kids will leave each day with a deeper understanding of Jesus' love for them.

SHARING THE GOSPEL WITH KIDS



The word *gospel* means “good news.” It is the message about Christ, the kingdom of God, and salvation. Use the following guide to share the gospel with kids.



GOD RULES. The Bible tells us God created everything, including you and me, and He is in charge of everything. (Genesis 1:1; Revelation 4:11; Colossians 1:16-17)



WE SINNED. Since the time of Adam and Eve, everyone has chosen to disobey God. (Romans 3:23) The Bible calls this sin. Because God is holy, God cannot be around sin. Sin separates us from God and deserves God’s punishment of death. (Romans 6:23)



GOD PROVIDED. God sent His Son, Jesus, the perfect solution to our sin problem, to rescue us from the punishment we deserve. It’s something we, as sinners, could never earn on our own. Jesus alone saves us. (John 3:16; Ephesians 2:8-9)



JESUS GIVES. Jesus lived a perfect life, died on the cross for our sins, and rose again. Because Jesus gave up His life for us, we can be welcomed into God’s family for eternity. This is the best gift ever! (Romans 5:8; 2 Corinthians 5:21; 1 Peter 3:18)



WE RESPOND. We can respond to Jesus. The ABCs of Becoming a Christian is a simple tool that helps us remember how to respond when prompted by the Holy Spirit to receive the gift Jesus offers.

ADMIT to God that you are a sinner. The first people God created chose to sin and disobey God. Ever since then, all people have chosen to sin and disobey. (Romans 3:23)

Tell God that you messed up and you are sorry for doing your own thing, and turning away from Him through your thoughts, words, and actions.

Repent, turn away from your sin. (Acts 3:19; 1 John 1:9) Repent doesn’t just mean turning from doing bad things to doing good things. It means turning from sin and even from your own good works, and turning to Jesus, trusting only in Him to save you.

BELIEVE that Jesus is God’s Son and receive God’s gift of forgiveness from sin. You must believe that only Jesus can save you, and you cannot save yourself from your sin problem—not even by praying to God, going to church, or reading your Bible. Your faith or your trust is only in Jesus and what He did for you through His life, death, and resurrection. (Acts 16:31; Acts 4:12; John 14:6; Ephesians 2:8-9)

CONFESS your faith in Jesus Christ as Savior and Lord. Tell God and tell others what you believe. If Jesus is your Savior, you are trusting only in Him to save you. Jesus is also Lord, which means He is in charge. You can start following Him and doing what He says in the Bible. You are born again into a new life and look forward to being with God forever. (Romans 10:9-10,13)

If you sense that kids are under conviction from the Holy Spirit and would like to respond to the good news, spend some time counseling and praying with them individually. If you sense that a child is not ready to pray and respond in faith and repentance, continue to prayerfully teach him about Christ during the week.

OVERVIEW

Spin the spinner, beat the clock, skip ahead, level up, and play to win! You'll need to bring your A-game for this VBS! Twists & Turns is a fantastical celebration of games of all kinds. From classic tabletop games to strategy games to video games and more, kids will play their way through VBS with lots of fun activities such as Worship Rally, Bible Lessons, Creative Crafts, Scrumptious Snacks, and Outdoor Recreation! But more importantly, they'll see Jesus through the eyes of one of His closest friends, Peter, and discover that trusting Jesus as Savior and following Him changes the game entirely!

Jesus guides us through all the twists and turns of our lives. He helps us know His ways and teaches us His paths. (Psalm 25:4) Following Jesus changes everything!

1 MON JESUS IS HOLY

Bible Story: Peter Followed Jesus

Daily Verse: Acts 2:21

The Point: Jesus is holy and that changes everything!

Christ Connection:

Jesus changes everything. When we trust in Jesus as Savior and Lord, He forgives our sin and gives us new purpose. We can invite others to follow Him too.

Music: "Twists & Turns"; Our God is Holy"

Crafts: Gospel Message Bobber

Snack: Fishing Gear

2 TUE JESUS IS TRUSTWORTHY

Bible Story: Peter Walked to Jesus on the Water

Daily Verse: Isaiah 41:10

The Point: Jesus is trustworthy even when I doubt.

Christ Connection:

Jesus changes everything. When we trust in Jesus as Savior and Lord, He forgives our sin and gives us new purpose. We can invite others to follow Him too.

Music: Twists & Turns"; "Do Not Fear"

Crafts: Trustworthy Scrabble

Snack: Walking on Water

3 WED JESUS IS FORGIVING

Bible Story: Peter Denied Jesus and Was Restored

Daily Verse: Colossians 1:14

The Point: Jesus is forgiving even when I sin.

Christ Connection:

Jesus changes everything. When we trust in Jesus as Savior and Lord, He forgives our sin and gives us new purpose. We can invite others to follow Him too.

Music: "Twists & Turns"; "Make Your Move"

Crafts: Finger Twister

Snack: Sea of Galilee Breakfast

4 THU JESUS IS WORTH FOLLOWING

Bible Story: Peter Spoke Boldly About Jesus

Daily Verse: Acts 4:12

The Point: Jesus is worth following even when it gets tough.

Christ Connection:

Jesus changes everything. When we trust in Jesus as Savior and Lord, He forgives our sin and gives us new purpose. We can invite others to follow Him too.

Music: "Twists & Turns"; "Jesus You're All I Need"

Crafts: Tic-Tac-Toe

Snack: Leaping Treats

5 FRI JESUS IS FOR EVERYONE

Bible Story: Peter Told Cornelius About Jesus

Daily Verse: Acts 10:43

The Point: Jesus is for everyone, including me.

Christ Connection:

Jesus changes everything. When we trust in Jesus as Savior and Lord, He forgives our sin and gives us new purpose. We can invite others to follow Him too.

Music: "Twists and Turns"; "Everyone"

Crafts: No Craft-Special Water Day

Snack: Jesus is for Everyone Adventure Mix

Bible Verse

Make your ways known to me, Lord; teach me your paths.

Psalm 25:4

Christ Connection


Jesus changes everything. When we trust in Jesus as Savior and Lord, He forgives our sin and gives us new purpose. We can invite others to follow Him too.

VBS Motto


Following Jesus changes everything.

GET TO KNOW YOUR PLAYERS


KINDERGARTEN–1ST GRADE




Let's do it again! 5-6 Year olds LOVE repetition. It's good to repeat activities throughout the week and bring back favorite games and songs.




Sometimes it's messy. 5-6 Year olds are hands-on, experiential learners. They LEARN as they DO. This leader guide is filled with ideas specifically designed to help 5-6 Year olds learn in the ways God made them to learn.




Follow the plan, but be ready for some twists and turns! 5-6 Year olds have SHORT attention spans—roughly one minute for every year of age. Be prepared for kids to tire quickly and be ready to move on to something else. Stay flexible during group times and be ready to shorten, repeat, or even skip elements as needed.



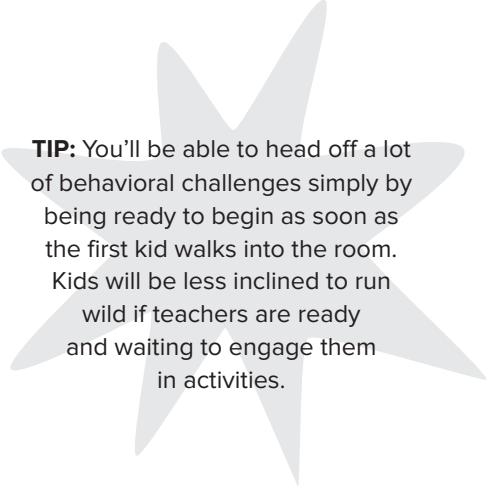
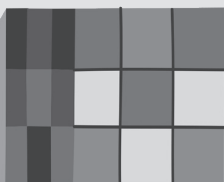
Eyes and ears are always on you. 5-6 Year olds are ALWAYS watching and listening—even when you think they are not. Kids will learn more from your actions than your words. Be aware that everything you do (or don't do) and everything you say (or don't say) is teaching something.



Your players have unique skill sets. 5-6 Year olds are still developing fine and gross motor skills. They skip, hop, and jump well but are still learning to cut with scissors and print words. Be prepared for a wide range of skills among the kids you teach. For some kids, the experience of cutting or coloring or painting or stacking blocks may be more important than actually “making” something.



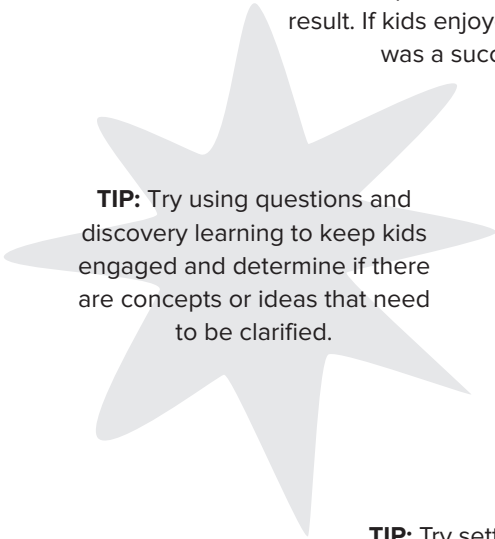
It's much more than a game. 5-6 Year olds are capable of internalizing and applying Bible truths. They remember and like to tell Bible stories, can use the Bible, can find Bible verses, and enjoy singing songs about God and Jesus. Kids also want to know that they are doing what the Bible teaches.



TIP: You'll be able to head off a lot of behavioral challenges simply by being ready to begin as soon as the first kid walks into the room. Kids will be less inclined to run wild if teachers are ready and waiting to engage them in activities.

TIP: Remember that as the teacher, you are “the lesson.” Use a variety of tools (music, games, play, activities, and Bible stories) to teach kids Bible truths.

TIP: Don't stress if art projects end up looking much different than imagined. The process is more important than the end result. If kids enjoyed doing it, it was a success!



TIP: Try using questions and discovery learning to keep kids engaged and determine if there are concepts or ideas that need to be clarified.

TIP: Try setting up Bible-learning activities in different areas of the room and letting kids move freely from activity to activity. This will help kids stay engaged at their own pace!

DAY 1

JESUS IS HOLY

BIBLE STORY


Peter Followed Jesus
Matthew 4:18-20; Luke 5:1-11

BIBLE VERSE

"I know that my redeemer lives, and that in the end he will stand on the earth." Acts 2:21

TODAY'S POINT

Jesus is holy and that changes everything



LEADER DEVOTION

Have you ever followed a map or road sign, confident of the directions, only to be turned onto a road where you never intended to go? If so, you likely felt frustrated. There are times in all our lives that we can look back and remember with certainty a path or direction in life that we were following with confidence, only to be derailed by an unexpected encounter.

In today's Bible story we meet Peter, a fisherman by trade who probably had very clear expectations of his path and direction in life. One day, Peter had been fishing all night and was washing his nets near the shore where Jesus was teaching crowds of people. Perhaps Peter was listening to Jesus with curiosity at a distance as he cleaned his nets, unaware of the twist he was about to encounter.

After teaching the crowds from a boat that belonged to Peter, Jesus turned to Peter and asked him to go out to catch fish. Peter responded that they had fished all night and caught nothing. Yet, at Jesus' request, Peter obeyed, and he caught more fish than he could have ever imagined.

"When Simon Peter saw this, he fell at Jesus' knees and said, 'Go away from me, because I'm a sinful man, Lord!'" (Luke 5:8)

Peter sank to his knees in repentance and worship, recognizing that this miracle of fish was something only someone with God's power could do. Encountering Jesus changes everything.

This week, you will introduce kids to Jesus, perhaps for the very first time. Some of the kids you encounter will be new and curious about who this Jesus is, like the crowds

on the shoreline. Some may be listening more intently, questioning if this Jesus is worth following. You will meet kids who are beginning to understand foundational truths about Jesus. Others will have already believed and trusted in Jesus and are taking their first steps toward growing in their faith. No matter where the kids you teach are in their spiritual journeys, Jesus has something to teach them this week about who He is—and He is going to use you to help kids encounter Him.

As you prepare to lead, ask God to speak His truth through you, so children may encounter Jesus as Peter did, recognizing that He is truly the Son of God. As we will learn this week, Peter's life did not come without twists and turns along the way. Nevertheless, Peter followed because he met Jesus, and that changed everything.

REFLECT

- What twists and turns in your life have brought you to where you are today?
- Think about circumstances that have helped you know who Jesus truly is. What have you learned?
- How can you help the kids you teach know that Jesus is real and that He loves them?



1

EXCITE!

SUPPLIES NEEDED

- Color Cards
- Number Cards
- Timer

MAKE A MATCH

- Hand a color card to each kid as they enter the classroom.
- Explain to the kids that they will have one minute to find another kid with a card with the matching color.
- Once kids have found a match, they should tell each other their names and one fun fact about themselves.
- Use a timer as kids play the game.
- Once all kids have found a match,
- Hand each kid a number card and tell them to find someone with a matching number.
- They should tell each other their names and a different fun fact about themselves.
- Set the timer again as kids play the game.
- When everyone has made at least two matches, explain that, throughout the week, kids will use games to learn about Jesus.

DEBRIEF

- Say: “This week at VBS we will use games to learn that following Jesus changes everything. Today, we will learn that Jesus is God’s Son and that changes everything!”



EXPLORE!

1

BIBLE STORY ACTIVITY

- Tell the Bible story completely through with no pauses.
- Hand out the Day 1 Story cards to the kids giving them 1 of each—a boat, a fish and a net.
- Tell the story again and instruct kids to lift their cards every time they hear the word on their cards, either “Boat,” “Fish,” or “Net.”

PETER FOLLOWED JESUS

Matthew 4:18-20; Luke 5:1-11

Jesus was by the Sea of Galilee. He was telling many people about God. Jesus saw two **boats** by the lake. Some fishermen were washing their **nets** from fishing the night before. Jesus got into the **boat** that belonged to Peter. Jesus asked Peter to take the **boat** into the water a little way so the people could hear and see Him better. Jesus sat down in the **boat** and kept teaching the people.

When He was finished teaching, Jesus told Peter.

“Take the **boat** out into the deep water and let down your **nets** to catch **fish**.” Peter told Jesus, “We worked hard all night to catch **fish**, and did not catch anything. But if You say so, we will try again.”

Peter and the other fishermen obeyed Jesus. They took their **boat** into the deep water and let down their **nets** to catch **fish**. When they did, they caught so many **fish** that their **nets** began to tear and break! The fishermen were amazed! More fishermen came to help them. The men filled both **boats** with so many **fish** that the **boats** started to sink.

When Peter saw all the **fish**, he knew that this was something only God could do. He knew that Jesus has power that comes from God. Peter left his **boat** and became one of Jesus’ helpers.



SUPPLIES NEEDED

- Story Cards
- Boat
- Fish
- Net





1

EXPLORE!

SUPPLIES NEEDED

- Bible Story Picture 1
- Tape
- “When You Obey” song
- Day 1 Banner
- Day 1 Add-on

RECALL THE BIBLE STORY

- Display “Bible Story Picture 1” and ask: “What did Peter realize about Jesus?” (He can do things only God can do.)
- Ask kids what Jesus did to help Peter realize He has power that comes from God. (He told them where to put the nets down to catch fish.)
- Invite kids to sing “When You Obey” together.
- Attach the Day 1 add-on from the “Twists & Turns Banner Add-ons” to the banner.
- Explain that Peter was a fisherman and probably expected to be a fisherman all of his life. Point out that the discovery that Jesus is holy completely changed Peter’s life.

DEBRIEF

- Remind the kids that Jesus has power that comes from God.
- Tell the kids that because Jesus has power from God, they can know that Jesus is God’s Son.
- Note for kids that Peter quit fishing, traveled with Jesus, and learned from Jesus’ teachings and miracles.
- Say, “Peter’s life was never the same after he met Jesus.”

TOSS FISH

- Place nets on the floor. Group kids into two teams and guide them to line up a few feet across from their nets.
- Give each team a bucket of 20 foam balls. Suggest that these are “fish” for this game.
- Explain that the kids will take turns tossing “fish” into their nets.
- Tell kids that they will have until the end of the song to get as many fish into their nets as possible.
- Play “When You Obey.” When the song ends, help each team count the number of fish they tossed into its net.
- Congratulate kids on their hard work.

DEBRIEF

- Remind kids of today’s Bible story and about the amount of fish the fishermen caught because of Jesus.
- Invite kids to pray and thank God for how Jesus can change things.

SUPPLIES NEEDED

- Bible
- 2 nets
- 40 foam balls (20 per bucket)
- 2 buckets
- “When You Obey” song



**Then everyone who calls
on the name of the Lord
will be saved.**

Acts 2:21

1

ENGAGE!

SUPPLIES NEEDED

- Day 1 Memory Maker Cards
- Fish Daily Point Button
- Pencil

MEMORY MAKER CARDS/DAILY POINT BUTTONS

- Talk about what the fish on the button has to do with today's Bible study.
- Tell the kids that anytime we encounter Jesus, His holiness reminds us we are not holy. Like Peter, we are sinners. We need Him to save us. The good news is that Jesus came to take the punishment for our sins. When we receive His forgiveness, that changes everything!
- Have the kids write or draw on the Memory Maker Cards for day 1, something they know about the holiness of Jesus, or a fish to remind them that Peter and his friends caught a lot of fish when they obeyed Jesus.



BOBBER GOSPEL BACKPACK TAG



CRAFT PACK

CRAFT CONNECTION:

Ask kids what Jesus told Peter he would do instead of catching fish. (fish for people)

Show the bobber and allow someone who knows about fishing to explain what it does. (floats on the water to suspend the bait and goes under when there is a fish on the line)

Point out the “Gospel Poster” and lead a short discussion about what each icon represents.

Show the sample tag you made. Tell kids that today they will have an opportunity to make a Bobber Gospel Backpack Tag that they can use to share the gospel with their friends.

DAY 1

SUPPLIES NEEDED:

- Bobber
- Shower Curtain Hook
- 5 Key Tags
- Gospel Prompt Stickers
- Gospel Icon Stickers

Matching Gospel Stickers:

God Rules - Crown

We Sinned - “X”

God Provided - Cross

Jesus Gives - Gift

We Respond - Hands

ASSEMBLY INSTRUCTIONS:

- Hand out packets with all the supplies.
- Have kids put the “prompt” sticker on one side of a key tag, and the matching “icon” sticker on the other side. Use the Gospel Poster to help the kids match the two stickers.
- Push the nob on the bobber to reveal the hook, and hook the bobber to the ring on the “crown” “God Rules” tag.
- Open the Shower Curtain Hook and thread the Key Tag Rings onto the hook.

Kids can attach the hook to their backpack to remind them of the Gospel message.

FISHING GEAR

**SNACK
DAY 1**

SUPPLIES NEEDED:

- Pretzel rods
- Goldfish crackers
- Swedish Fish
- Twizzlers Pull 'N' Peel
- Paper Plates

SERVING SIZE:

- 1 Container of goldfish
- 1 Pretzel rod
- 1 Strand from the Twizzler Pull 'N' Peel
- 2 Swedish Fish



STEPS:

- Give each kid a paper plate, container of goldfish, two Swedish Fish, one pretzel rod and one strand from the Twizzler Pull 'N' Peel.
- Wrap the Twizzler strand around the top of the pretzel rod.
- Attach the two Swedish Fish at the end of the strand by sandwiching the fish between the strand.

KID CONNECTION

Jesus called the disciples to help Him tell others about God. While kids create their fishing gear, remind them that Jesus wants us to be fishers of men too.

DAY 2

JESUS IS TRUSTWORTHY

BIBLE STORY

Peter Walked to Jesus on the Water
Matthew 14:22-33

BIBLE VERSE

"Do not fear, for I am with you; do not be afraid, for I am your God. I will strengthen you; I will help you; I will hold on to you with my righteous right hand." Isaiah 41:10

TODAY'S POINT

Jesus is trustworthy even when I doubt.

LEADER DEVOTION

Immediately. A word I've passed over time and time again in this passage, yet one that stuck out to me as I read it this time. And then, I couldn't stop seeing it!

In fact, the Day 2 passage begins with it. "Immediately he made the disciples get into the boat and go ahead of him to the other side, while he dismissed the crowds." Intrigued, I decided to find out what Jesus had been doing prior to this. It seems like this was a busy day for Jesus and the disciples. They had just fed five thousand men plus their families with only five loaves and two fish! So, when Jesus told them to get in the boat while He dismissed the crowds, I'm thinking they were exhausted and happy to oblige.

What I'm pondering, though, is why immediately? I know God's timing is perfect—but why in such a hurry? Was it because Jesus wanted to be alone to talk with the Father? Maybe. Or could it be that He knew just when that storm was going to hit and exactly when the disciples needed to leave so they could see and experience this miracle? Maybe both!

The next time we see our word for the day it is more dramatic. The wind was blowing furiously, and the waves were crashing against the boat. A boat—not a ship! The disciples were terrified because in addition to the wind and the waves, they thought they saw a ghost! But here it is again: "Immediately Jesus spoke to them. 'Have courage! It is I. Don't be afraid.'" (Matthew 14:27) Jesus was quick to comfort. I love that. He knew exactly what they needed to hear to alleviate at least part of their fear. I picture a child crying out in fear of a monster under her bed. Dad hears her cry, steps into the darkened room, and the fear subsides. Sometimes just knowing someone bigger and stronger is with you makes you feel better—even though the "supposed danger" is still there.

Peter, being "blown away" by what he was seeing, asked to join in! Jesus said, "Come," so Peter climbed out of the boat. (By the way, it looks as if this happened immediately as well.

We don't read that Peter asked again. I think we need to credit Peter, who didn't hesitate when he was called.) Peter began walking toward Jesus. Unfortunately, that's when Peter took his focus off Jesus and focused on the storm surrounding him instead. Just as we often do, Peter began to sink, but Jesus immediately reached out His hand and rescued Peter.

Jesus could have calmed the storm while He was walking on the sea or when Peter got out of the boat. He could have calmed the storm as His hand caught Peter's. But He didn't. Instead, He walked through the storm with Peter. You might think that was enough. But still, there was more the disciples had to learn.

When Jesus and Peter got into the boat, the wind ceased. This is when the disciples finally said, "Truly you are the Son of God." It was neither when He walked on the water nor when He rescued Peter, but it was when He quieted the storm they were going through. The disciples seemed to miss everything else that had just happened right in front of their eyes before they declared it!

I don't know about you, but when I'm waiting for the miracle I want to see, I often fail to notice all the miracles in the background. My prayer for you and for me is that we'll take notice of all that God is doing around us and know that truly, Jesus is the Son of God and that He changes everything!

REFLECT

- Peter did not wait for the storm to stop before getting out of the boat. What are you hesitant about doing that God has called you to do?
- When Peter focused on the storm instead of Jesus, he was scared. Who or what are you focusing on?
- Jesus didn't stop the storm immediately. He walked through it with Peter. What are storms you see kids facing now? How can you help them know that they are not alone, that Jesus is walking with them?

2 EXCITE!

SUPPLIES NEEDED

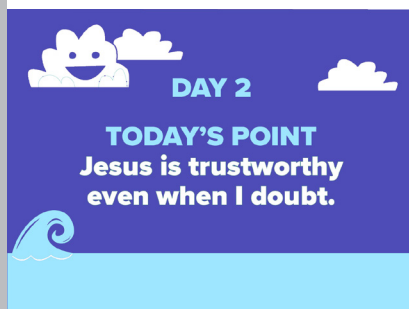
- Pieces of the “Motto Poster”
- Tape
- Chairs (1 per kid)
- VBS Music
- Twist & Turns song

FIND THE MOTTO

- Prior to the session, place chairs in a circle.
- Attach pieces of the “Motto Poster” to the bottoms of eight chairs.
- As kids arrive, instruct them to find a seat in the circle.
- Once all kids are seated, explain that you will play music. As the music plays kids should stand up and walk around the circle of chairs.
- Tell the kids that when the music stops, they should sit down at the chair where they are standing.
- Repeat this a few times in order to finish at least one song.
- Once the song has finished and kids are seated, ask them to look underneath their seats to find a piece of the motto.

DEBRIEF

- Invite the kids who found a piece of the motto to come to the center of the circle and put the motto together. (Assist as needed.)
- Guide kids to say the motto together: “Following Jesus changes everything.”



BIBLE STORY ACTIVITY

- Ask kids to make an expression for each emotion you say.
- Say: “Happy. Sad. Excited. Surprised. Angry. Scared.” Pause between each emotion. Make sure to say “scared” last.
- Explain that in today’s story we will hear how some people were scared during a storm.
- Encourage the kids to listen carefully to find out who cared for the people when they were scared.

PETER WALKED TO JESUS ON THE WATER

Matthew 14:22-33

People followed Jesus everywhere to hear Him teach about God. One day after He had been teaching all day near the Sea of Galilee, Jesus said goodbye to the people and told His helpers to go ahead of Him in a boat. Then Jesus went up on a mountain to pray. Late that night, the helpers’ boat was in the deep water. The wind began to blow hard, and waves crashed against their boat. The men saw something coming toward them. Someone was walking on the water! They were scared because they didn’t know who it was.

But Jesus called out to them, “Don’t be afraid! I am Jesus!”

Peter said, “If it is really You, Jesus, tell me to walk on top of the water to You.”

So, Jesus said, “Come.”

Peter climbed out of the boat and began walking on the water toward Jesus. How amazing! But then Peter began to notice how strong the wind was and got scared. He began to sink into the dark, stormy water. Peter cried out, “Jesus, save me!”



SUPPLIES NEEDED

- None



2 EXPLORE!

SUPPLIES NEEDED

- None

PETER WALKED TO JESUS ON THE WATER

(cont.)

Right away, Jesus reached out, grabbed Peter, and pulled him back up on top of the water. Jesus asked Peter, “Why were you afraid? Didn’t you know I would help you?”

As soon as Jesus and Peter got back into the boat, the wind stopped! Everything was calm. Not only could Jesus walk on water, He could also control the wind and the waves! The helpers worshiped Jesus and said, “You really are the Son of God!”

DEBRIEF

Review these questions with the kids.

1. What happened to the wind and waves in the deep water late at night? (The wind blew hard and the waves crashed against the boat)
 2. What did Peter say to Jesus when he realized it was Jesus walking on the water toward the boat? (“If it is really You, Jesus, tell me to walk on top of the water to You.”)
 3. How did Peter feel about the wind and waves as he was walking on the water? (scared)
 4. When the helpers saw that Jesus could walk on water and control the wind and waves, what did they say? (That Jesus really is the Son of God)
- Say “Today we learned that Jesus cares about us just like He cared about the people in today’s Bible story!”

BOAT RACE

- Provide each child with a straw and a “Boat”.
Group kids into teams of four or five.
- Explain that teams will race to see who can get all their boats across the table first by blowing in the straw to push the boat across.
- Tell kids that if a boat falls off the side of the table, they’ll need to put the boat back at the start line and try again.
- When teams have all of their boats across the table, they should shout Today’s Point.
- Remind boys and girls of today’s story.

DEBRIEF

- Say “Jesus’ helpers were scared when the wind began blowing and the waves were crashing over their boat, but Jesus cared about them even when they were scared, and He will care for us too!”

SUPPLIES NEEDED

- Bible
- Boats
- Plastic straws (1 per child)
- Table

**Do not fear, for I am with you;
do not be afraid, for I am
your God. I will strengthen
you; I will help you;
I will hold on to you with my
righteous right hand.**

Isaiah 41:10



2 ENGAGE!

SUPPLIES NEEDED

- Day 2 Memory Maker Cards
- Wave Daily Point Button
- Pencil

MEMORY MAKER CARDS/DAILY POINT BUTTONS

- Distribute the Memory Maker Cards and today's Daily Point Button.
- Direct the kids' attention to the button and ask "how does the wave remind you of what Peter asked Jesus to let him do?"
- Instruct the kids to draw a picture of what happened when Peter trusted Jesus on the Memory Maker Card that says "Jesus is Trustworthy."
- Pray, thanking Jesus for being trustworthy even when people sometimes are not.

SINK, SINK, WALK

Say: "Today's Bible story told us about how Peter and Jesus were able to walk on top of the water. We are going to play a game where we get to walk and help others walk as well."

- Instruct kids to sit in a circle.
- Choose one kid to go first.
- Explain that he will gently tap kids on the shoulder and say, "sink" until he is ready for a friend to walk with him.
- When he is ready to choose someone to walk, he will gently tap the child on the shoulder and say, "walk."
- The kid chosen will get up and walk around the circle together with the person who chose him.
- The first kid should then sit down in the open space.
- Continue playing until parents arrive.




TRUSTWORTHY SCRABBLE

CRAFT CONNECTION:

Every day brings new twists and turns. We can experience fun celebrations, surprises, and even some challenges, questions, or doubts. In today's Bible story Peter had some doubts when he saw how big the waves were and the strong wind from the storm. We can have doubts, too. It is easy to doubt when we don't see the big picture of everything. When we feel scared, we can believe that Jesus is trustworthy. Even when we can only see a small piece of the puzzle, Jesus sees the big picture. We can trust Jesus because He is trustworthy.

DAY 2



CRAFT PACK

SUPPLIES NEEDED:

- Packet of Scrabble Tiles
- Scrabble Board

Note: Younger kids have scrabble tiles that are together in sections to make it easier to spell out the words.

ASSEMBLY INSTRUCTIONS:

- Hand out the Scrabble Tile packets
- Have kids peel off the paper on the foam tape
- Have kids attach the tiles to the Scrabble Board

IMPORTANT NOTE:

- Since the word "TRUSTWORTHY" is so long, it will be important to encourage the kids to put the first "T" no lower than the 3rd square from the top.
- Show them an example of where to start their letters.
- Same with the little ones and their sections of letters. Help them find the first part "TRU" and put it no more than 3 squares down.
- Next add "JESUS" with the middle "S" under the "U"
- Finally add the "T" under the "S"

Once you do your sample it will be easy to guide the kids so their letters all fit.

WALKING ON WATER


**SNACK
DAY 2**

SUPPLIES NEEDED:

- Teddy Grahams
- Blue icing
- Graham crackers
- Paper plates
- Plastic knives
- (For kinder-1st grade, they will be given popsicle sticks in lieu of plastic knives to spread icing.)

SERVING SIZE:

- 4 Teddy Grahams
- 2 Graham crackers



STEPS:

- Put a scoop of icing on each plate and pass them out to the kids along with four Teddy Grahams, two graham crackers, a plastic knife (or popsicle stick for kinder-1st graders).
- Instruct the kids to break one of the graham crackers in half. (The other graham cracker is just an extra one to snack on.)
- Spread the icing on the two halves.
- Place the two Teddy Grahams on each of the graham cracker halves. This is intended to illustrate Peter walking to Jesus.

KID CONNECTION

We can trust Jesus to help us when we are scared. Jesus helped Peter when he felt scared walking on water. As kids recreate the scene from the Bible, remind them that God hears their prayers and wants to help them when they are scared.

DAY 3

JESUS IS FORGIVING

BIBLE STORY

Peter Denied Jesus and Was Restored Luke 22:31-34, 54-62; John 18:15-18; 21:1-19

BIBLE VERSE

"In him we have redemption, the forgiveness of sins." Colossians 1:14

TODAY'S POINT

Jesus is forgiving even when I sin

LEADER DEVOTION

God knows everything that is happening all the time. We know that. However, during the excruciating hours between Jesus' arrest and final breath on the cross, my mind wants to think everything else stopped. However, even as Jesus was stepping in to be our Redeemer, He was fully aware of the falling away of Peter. Even then, Jesus had plans to redeem and restore this soon-to-be church leader.

Jesus prayed for Peter and told Peter so. Peter declared that he would follow Jesus to prison or even to death. Jesus said Peter would deny he knew Jesus that very night before the rooster crowed.

As Jesus stood before the high priest, Peter tentatively followed and stood near a fire in the high priest's courtyard. Three times Peter was asked if he was one of the men who traveled with Jesus. Each time Peter's "no" was issued with increasing vehemence. The rooster crowed. Peter looked up and met Jesus' eyes. Peter left, weeping bitterly.

Based on Scripture, it appears Peter was not around as Jesus was led away to be crucified or when Jesus breathed His last breath. He didn't follow to see where Jesus' body was placed, though he raced to the tomb when Mary told the disciples that Jesus' body was missing.

Peter was one of the people to whom Jesus appeared the day of His resurrection. Twice more, Peter was in a locked room with the disciples when Jesus appeared. Still the memory of his emphatic, "No, I don't know Him!" must have rung in his ears.

Sometime later, Peter and six of the other disciples decided to go fishing. They fished all night but caught nothing. Early the next morning, a man on the shore called out the question most fishermen who have caught nothing hate to hear, "Got any fish?" Then the man said, "Toss your net on the right side of the boat." Suddenly the net was so full that seven grown men, many of whom had experience with this type of fishing, could not pull the net in. That's when John recognized the man. It was Jesus!

All the disciples in the boat shared this experience, but let's focus on things that may have been impactful for Peter. First, the miraculous catch of fish had to create immediate flashbacks to the first catch of fish when Jesus called Peter to be His disciple. Peter may have remembered his overwhelming sense of unworthiness and Jesus' promise that Peter would become a fisher of men.

Then, this same Peter who boldly stepped out on stormy seas to walk to Jesus but sank due to fear now plunged into the water in his rush to get to Jesus on the shore.

John's gospel explains that when the disciples got to shore, they saw a charcoal fire there with bread and fish. Interestingly, when John described the fire in the high priest's courtyard the night Jesus was arrested, he called it a "charcoal fire." (John 18:18) Sights and smells are often memory triggers. Could the sight of the charcoal fire and the smell of the smoke have triggered guilt in Peter as he remembered the times when he denied knowing Jesus?

Possibly the most significant parallel happened after breakfast when Jesus spoke directly to Peter. Peter had denied Jesus three times. Now Jesus asked Peter three times, "Do you love Me?" Peter affirmed his love for Jesus all three times. The grief Peter felt may have been evidence of his repentant heart. After each affirmation, Jesus commanded Peter to take care of "My" sheep. Jesus recommissioned Peter as group leader and under shepherd.

Jesus is just as interested in the details of the lives of the kids you teach. What a privilege to have this opportunity to help kids know Jesus wants a personal relationship with each of them, and He has unique plans for each of them,

REFLECT

- Even when you're failing, Jesus has already written the story of your restoration. What things hover in your thoughts that make you feel unworthy of Jesus?
- What moments cause you to rush to Jesus?

3 EXCITE!

SUPPLIES NEEDED

- VBS Music
- Game Piece
- Crayons
- Clothespin
- Game-board

MAKE GAME PIECES

- Provide each kid crayons and 1 clothespin.
- Guide kids to design a game piece that will look like them.
- Play music as kids create their game pieces.
- When kids are finished designing their game piece, clip it onto a clothespin and stand up the clothespin so the game piece can be moved.
- Provide each kid with a game-board.
- Encourage kids to find a partner and work together and have fun moving their game pieces along the game-boards. When all the kids have finished moving their pieces on their boards, invite them to put their game pieces inside their VBS bags.

DEBRIEF

- Tell the kids that in today's Bible story, they will hear about something Jesus did to show people He loved them.
- Say: "Jesus loves each of us, too!"

DAY 3

TODAY'S POINT
Jesus is forgiving
even when I sin.



MOVE TO MUSIC

- Tell the kids they are going to learn some motions to use with today's story.
- Model for kids the motions they will use: for "Jesus" hold arms out to the side to make a cross then lift arms up to the sky, for "fish" make swimming motions with your arms, and for "net" swing arms back and then forward like you are casting a net.
- Say: "Fishermen would hold the gathered section of the net in one hand and a piece of the ungathered section in his other hand. He could swing the net back and forth a few times and then release the net going forward, allowing the net to open on the top of the water and then close as it sinks to the bottom of the sea, collecting fish as it goes."
- Explain to the kids that you will use the three motions they learned to move to music.
- Play "Make Your Move" from VBS music and call out a motion.
- Say: "When the music is playing, I will call out a motion for you to do. When the music stops, you should freeze."
- Continue playing until kids have learned each motion.

BIBLE STORY ACTIVITY

- Explain to the kids that in today's story, they will hear about a time when Jesus' disciples, or helpers, went fishing.
- Encourage the kids to listen for the words "Jesus," "fish," or "net."
- Instruct kids to make the motion they learned for each word whenever they hear those words.



SUPPLIES NEEDED

- Music



3 EXPLORE!

SUPPLIES NEEDED

- None

JESUS FED THE DISCIPLES

John 21:1-19

Three days after **Jesus** died on a cross and was buried in a tomb, He rose from the dead!

Some time later, Peter and some of the other disciples (helpers) decided to go fishing. They fished all night but did not catch any **fish**. The next morning a man on the shore called out, "Friends, you don't have any **fish**, do you?" The disciples (helpers) answered no. The man said, "Cast the **net** on the right side of the boat." They did and the **net** filled with so many **fish** they could not pull it in. Suddenly John, one of the helpers, realized who the man was! He told Peter, "It's **Jesus!**"

Peter was so excited he jumped into the water and swam to shore! **Jesus** had a fire ready on the beach and asked the helpers to bring some of the **fish**. There were 153 **fish** in the **net!** **Jesus** took the bread and **fish** that He had cooked and shared it with them. Peter told Jesus that he loved Him. Peter knew that **Jesus** loved him, too.

DEBRIEF

Review these questions with the kids.

1. Where were Peter and the disciples (helpers) when they saw the man on the shore? (out fishing)
2. Who was the man on the shore? (Jesus)
3. What did the man tell the disciples to do? (to cast [throw] their net on the right side of the boat)
4. How many fish did the disciples catch? (153)
5. What did Jesus do for the disciples? (cooked breakfast)
6. What did Peter know after telling Jesus he loved Him. (Jesus loved him too)

MAKE A FISH

Say: “Today you are going to design a fish—using a game cube and a spinner.”

- Give each kid a “Fish Pattern”
- Break kids up into groups of 4 and give them a game cube and 1 spinner per group.
- Explain that kids will take turns rolling the cube to determine how many and what color scales their fish will have.
- Spinning the spinner will determine what the base color of their fish will be.

DEBRIEF

- As the kids color their fish, talk about today’s Bible story.
- Remind the kids that Jesus loved His disciples and Jesus also loves them.
- Invite the kids to copy Today’s Point onto their paper.
- Say the point together as kids complete their fish.

SUPPLIES NEEDED

- Bible
- Game Cube
- Game Spinner
- Fish Pattern
- Crayons



**In him we have redemption,
the forgiveness of sins.**

Colossians 1:14

3 ENGAGE!

SUPPLIES NEEDED

- Day 3 Memory Maker Cards
- Heart Daily Point Button
- Pencil

MEMORY MAKER CARDS/DAILY POINT BUTTONS

- Distribute the Memory Maker Cards and today's Daily Point Button.
- Direct the kids' attention to the heart on their buttons and tell them that the picture of the heart can remind them that Jesus loves them.
- Instruct kids to draw a picture of something that reminds them of today's story on the Jesus is forgiving card. (Encourage kids to share what they drew and why.)
- Pray, thanking Jesus for being so forgiving and willing to pay for our sins.

PLAY A FISHING GAME

- Instruct kids to line up on one side of the room.
- Explain that you will give one of two directions: "Go Fish" or "Stop Fish."
- Tell the kids that when you say, "Go Fish" they should start walking slowly toward you. If you say, "Stop Fish," they should freeze.
- Remind kids not to run.
- The first person to the other side of the room gets to say one thing he remembers about today's Bible story.
- Play the song "Jesus Is My Friend" as kids play.
- Continue playing until parents arrive.




FINGER TWISTER

CRAFT CONNECTION:

In today's Bible story, we learned a lot about the twists and turns in Peter's life. Peter was a close friend and follower of Jesus, but during Jesus' arrest and trial, Peter denied ever knowing Jesus. Peter felt very sad that he had done this. After Jesus died and rose from the dead, Jesus appeared to Peter and the other disciples. He ate breakfast with them. He told Peter that He would work through Peter to help others know and follow Jesus. Peter's story teaches us that no matter what we do, we are never too far away for Jesus to forgive us. Jesus loves us and wants to work through our lives to help others know about Him. Today we'll make a game with lots of twists and turns to remind us of Jesus' love and forgiveness!

DAY 3



CRAFT PACK

SUPPLIES NEEDED:

- Twister Card
- Spinner Card
- 2 Spinners
- Circle Sticker Sheets

ASSEMBLY INSTRUCTIONS:

- Hand out the packets of supplies to the kids.
- Have them put the stickers on the Twister Card. They should put the same color sticker in a line like the picture so it looks like a Twister Pad.
- Have them put one of each color sticker on the spinner wheel
- Assemble the spinner by sticking the round bottom post under the card so the post sticks out the hole on the right side
- Push the pointer spinner into the post and the spinner will easily spin.

HOW TO PLAY

- Kids take turns spinning the spinners.
- The spinner indicating which finger is the finger they will put on the color from the color spinner.
- Keep your finger on that circle and spin again.
- Continue spinning until fingers are tangled and you can't move them to the next circle.

SEA OF GALILEE BREAKFAST

SNACK
DAY 3

SUPPLIES NEEDED:

- Pretzel sticks
- Goldfish crackers
- Twizzlers Pull 'N' Peel
- Paper plates

SERVING SIZE:

- 10 Pretzel sticks
- 2 Strands from Twizzlers Pull 'N' Peel
- Container of goldfish crackers



STEPS:


- Give each child a paper plate, container of goldfish, two strands from Twizzlers Pull 'N' Peel, and pretzel sticks.
- Encourage kids to build a make-believe fire with the pretzel sticks and then tear apart the Twizzlers strands to pile on top of their pretzels. (This is to represent the flames.)
- Then have the kids scatter the gold fish on to their plate. (This is intended to remind them of the fish Jesus cooked on the fire.)

KID CONNECTION

Emphasize that Jesus made breakfast for His disciples. Remind kids that Jesus forgave Peter when he denied Him three times. Jesus is forgiving when we sin too.

DAY 4

JESUS IS WORTH FOLLOWING



BIBLE STORY

Peter Spoke Boldly about Jesus
Acts 3:1-4:24

BIBLE VERSE

"There is salvation in no one else, for there is no other name under heaven given to people by which we must be saved."
Acts 4:12

TODAY'S POINT

Jesus is worth following even when it gets tough.

LEADER DEVOTION

What's your usual response when God doesn't seem to make sense? Maybe, like the man in today's story, your child was born with a disability you know will affect her for life. Maybe you are living with a health concern that has altered your life. Maybe your family has fallen on tough financial times. Maybe you're dealing with depression or anxiety or a broken relationship. Maybe, like Peter and John, you're facing persecution for your faith.

In this broken world, there's something you've asked God to change, and He hasn't seemed to act.

My theory is everyone has a go-to reaction in these situations. Some people jump straight to anger. Some resort to a curled-in-a-ball-can't-get-up-in-the-morning grief and sadness. Some people topple in anxiety: "Is God still in control?" Some people try to take over. "God won't do this for me? OK, I'll jump in and do it myself." Some people (ask me how I know) do all four and more.

We don't always leave room for this kind of talk. We're afraid we'll sound like "bad Christians," like we don't have enough faith. We hear that the early church members in Acts prayed for boldness and rejoiced to be persecuted. We think that means they didn't feel afraid or sad or angry. I think the fact that they had to pray for boldness means they didn't have anything close to boldness going into these situations. Just look at all the twists and turns Peter's faith journey has taken already this week in VBS. I think these early Christians were probably more like David.

"How long, LORD? Will you forget me forever? How long will you hide your face from me? How long will I store up anxious concerns within me, agony in my mind every day? How long will my enemy dominate me?" Psalm 13:1-2

God can handle these kinds of questions. The Bible shows us that. He doesn't turn away from hard moments. And, He proves again and again that He's worth following, even when it gets tough. That's why the man in our Acts 3 passage could immediately praise God when he was healed instead of crediting Peter and John with the miracle. That's why Peter and John could stand boldly before the Jewish leaders and speak the words God gave them.

Jesus is worth following because He has the power to heal.

Jesus is worth following because He gives us the words we need when we need them.

Jesus is worth following because He died to save us.

Even if Jesus had never done anything for us, He is still worth following because of who He is. A relationship with Him is a treasure greater than any silver or gold. Even when He doesn't seem to act, we can rest safely in that relationship like David did, knowing the truth of His character means that we can know that He is always working to make all things new.

"But I have trusted in your faithful love; my heart will rejoice in your deliverance. I will sing to the LORD because he has treated me generously." Psalm 13:5-6

REFLECT

- How has Jesus proven Himself worthy through His work in your life?
- Do you have any questions about tough situations in your life you've been avoiding asking Jesus? Make a list and take some time to walk through those with Jesus.
- Spend some time thanking Jesus for who He is and for the relationship you have with Him.

4 EXCITE!

SUPPLIES NEEDED

- Follow the Pattern sheet

FOLLOW DIRECTIONS

- Tell kids that today they will learn that Jesus is worth following.
- Today we are going to play a game where you will follow me.
- Explain that the kids will repeat the pattern you demonstrate for as many times as they can. For example: If the leader claps, the kids should clap. If the leaders claps and stomps, the kids will clap and stomp. The pattern will continue, adding a motion each time.
- Use “Follow the Pattern” page for help with developing a pattern for the kids to follow.
- Tell kids that if they miss one of the motions, they should sit down in their place.
- Continue playing until all the kids are seated.

DEBRIEF

- Ask kids if it was easy or hard to follow along.
- Ask if it was easy or hard to follow the directions to sit down if they missed a motion.
- Tell kids that in today’s story they will hear about how two men told others about Jesus even though it was not easy.



BIBLE STORY ACTIVITY

- Tell the kids that in today's story they will hear about two men who were obeying Jesus' command to tell others about Him. Ask the kids if they have ever told anyone about Jesus.
- Encourage kids to listen carefully to find out who told others about Jesus. Have the kids stand up when they hear the name of someone who tells others about Jesus.

PETER SPOKE BOLDLY ABOUT JESUS

Acts 3:1-4:24

Peter and John were walking to the temple (church) when they saw a man who couldn't walk. He couldn't earn money to buy food, so he had to ask people for money.

Peter told the man that he didn't have any money to give him, but Peter said he could help the man another way. Peter told the man to get up and walk. Jesus had given Peter the power to heal the man. The man was so excited! He could walk! The man was leaping and praising God as he went into the temple (church) with Peter and John. The people in the temple (church) knew the man and hurried over to ask what had happened.

Peter bravely told the people that Jesus gave John and him the power to heal the man. The church leaders were angry that the men were preaching about Jesus. They arrested Peter and John and put them in prison.

The leaders told Peter and John not to tell anyone else about Jesus. Peter and John knew it would be wrong to stop telling people about Jesus. They knew that no matter what happens, we should follow Jesus and tell others about Him.



SUPPLIES NEEDED

- None





4 EXPLORE!

SUPPLIES NEEDED

- None

DEBRIEF

Review these questions with the kids.

1. Where was the man who could not walk? (outside the temple [church])
2. What did Peter say to the man? (that he didn't have money, but he could help the man walk)
3. Who gave Peter the power to heal the man? (Jesus)
4. What did the church leaders do to Peter and John when they preached about Jesus? (arrested them and put them in prison)
5. Peter and John knew that no matter what happens, we should _____ Jesus and _____ others about Him. (follow, tell)

RELAY RACE

- Place hula hoops on the floor. Make the path twist and turn instead of making a straight line with the hoops.
- Place the “Motion Cards” into each hoop (one card per hoop).
- Guide kids to line up.
- Explain that they will follow each other through the path, doing the motion shown on the card in each hoop.

DEBRIEF

- When kids reach the end of the path, they should say one thing they can tell others about Jesus.
- Help kids who may need assistance recalling things about Jesus.
- Help kids connect that the Bible tells me that Jesus wants me to tell others about Him.

SUPPLIES NEEDED

- Bible
- Motion Cards
- 6 hula hoops

There is salvation in no one else, for there is no other name under heaven given to people by which we must be saved.

Acts 4:12




4 ENGAGE!

SUPPLIES NEEDED

- Day 4 Memory Maker Cards
- Speech Bubble Daily Point Button
- Pencil

MEMORY MAKER CARDS/DAILY POINT BUTTONS

- Distribute the Memory Maker Cards and today's Daily Point Button.
- Direct the kids' attention to the speech bubble on their buttons and ask if they remember what Peter and John said in today's story.
- The speech bubble can remind kids that they can speak to others about Jesus, like Peter did in our story.
- Instruct kids to draw a picture of something that reminds them of today's story on the Jesus is worth following card. (Encourage kids to share what they drew and why.)
- In closing, lead kids to clap their hands with each word in the phrase, "Jesus is worth following". Alternate with a down low clap, middle clap, and above their heads clap as they say each of the words.
- Close in prayer.



TIC-TAC-TOE



CRAFT PACK

CRAFT CONNECTION:

This week we learned about who Jesus is and how following Jesus changes everything. Jesus is holy, trustworthy, forgiving, and worth following. He is for everyone, including us!

While playing Tic-Tac-Toe with a friend, share the Good News that Jesus loves them.

SUPPLIES NEEDED:

- Tic-Tac-Toe Bag
- 5 Wooden Squares
- 5 Wooden Circles
- Permanent Markers

ASSEMBLY INSTRUCTIONS:

- Have kids color and decorate the wooden pieces with permanent markers.
- Kids can be creative and decorate them however they want.
- The bag is not only a storage for the pieces, but also the tic-tac-toe squares for hours of fun.

LEAPING TREATS

**SNACK
DAY 4**

SUPPLIES NEEDED:

- Rice Krispies Treats
- Sour Patch Kids
- Paper plates

SERVING SIZE:

- 1 Rice Krispies Treat
- 3 Sour Patch Kids



STEPS:

- Give each kid one Rice Krispies Treat and three Sour Patch Kids.
- Inform the kids that the three Sour Patch Kids are intended to represent Peter, John, and the man who was healed.

KID CONNECTION

The Leaping Treats remind us that the lame beggar went walking and leaping and praising God after he was healed. Ask the kids to share one thing they can praise God for.

DAY 5

JESUS IS FOR EVERYONE



BIBLE STORY

Peter Told Cornelius about Jesus
Acts 10

BIBLE VERSE

"All the prophets testify about him that through his name everyone who believes in him receives forgiveness of sins."
Acts 10:43

TODAY'S POINT

Jesus is for everyone, including me.

LEADER DEVOTION

As we've followed Peter's journey with Jesus, we have seen him move from fishing for fish to fishing for people. His life changed when he recognized the holiness of Jesus. He had faith to walk on water—at least for a little while—and even though he feared for his life in the midst of unimaginable trials, twists, and turns, he loved Jesus deeply. Peter took Jesus' challenge to "feed my sheep" (John 21:17) very seriously. On Day 5 we get to walk beside Peter while he not only learned that Jesus is for everyone but also while he confidently shared what he had learned.

Until recently I had always skipped over the fact that Simon, who Peter was staying with at the time of today's story, was a tanner. It just seemed like a normal thing to say about someone when you're introducing him, "Hey, this is Simon. He's a leather-maker." However, this introduction would certainly translate differently to a Jewish person in the 1st century than it did to me—a Gentile in the 21st century. Being a tanner, working with animal hides, was an unclean profession. So then why was Peter even staying at Simon's house? Could God have been working in Peter's heart to help him understand "What God has made clean, do not call impure?" (Acts 10:15)

After all, God had already been working on Cornelius' heart. He was already interested in God and did a lot of "good" things. God heard his prayers and made a lot of things happen to make sure Cornelius and his family clearly heard the message of salvation.

- Cornelius had to recognize his vision was from God.
- He had to obey the message and send men to Joppa.
- The men had to go and find Peter.
- Peter had to go up to the roof to pray.
- God had to give Peter a vision for him to understand why he should go with the men.
- Peter had to understand and believe the vision.

- Peter had to go with the men to Caesarea when it was forbidden by the Jewish custom to associate with foreigners.
- Cornelius had to gather his friends and family.
- The friends and family had to accept the invitation and listen to Peter's message.
- Peter had to be bold and share a message that went against popular Jewish belief. At this point, many Jews believed that salvation was only for them. (See Romans 3:29.)
- Everyone gathered had to listen, allow their hearts to be open, and make decisions to place their faith in Jesus alone for salvation.

In God's perfect goodness, He arranged for all these things to happen so Cornelius could do more than just pray to God and give to charity. He did these things so he could understand how to have a personal relationship with God. If God made so many things happen for Cornelius to have a personal relationship with Him, God can do the same for you. He can do the same for your family, for your kids at VBS, and even for the people society wants to tell us aren't good enough. Jesus is for everyone.

Can you imagine what a privilege it must have been to share, for the very first time, that freedom from sin and the gift of eternal salvation are freely available to ALL people? Believers in Jesus still have the very same privilege that Peter had that day in Caesarea. For the person you share with today, it could be the very first time that he's ever heard the message of salvation too. What are you waiting for? Go tell someone!

REFLECT

- Take a few minutes to praise God for the miracle of your salvation. Write down some key things that took place for you to understand the gift of salvation.
- Thank God that the forgiveness of sins is available to anyone and everyone. Ask God to reveal at least one person you can share this amazing truth with this week.

5 EXCITE!

SUPPLIES NEEDED

- Construction paper
- Crayons

DRAW YOUR FAMILY

- Provide each kid with a piece of paper and crayons
- Invite kids to draw pictures of their families.
- As kids draw, explain that each family will look different: some families could have only one child, some families could have one parent, some could include grandparents, and some families could have a lot of children.

DEBRIEF

- Say: “No matter what our families look like, Jesus loves us and our families.”
- Tell the kids that in today’s Bible story, we will hear about a family who believed what they heard about Jesus.
- Encourage the kids to listen carefully to hear whose family believes.



DAY 5

TODAY'S POINT

Jesus is for everyone,
including me.

BIBLE STORY ACTIVITY

- Ask kids to share their favorite games.
- Tell the kids when it comes to people, Jesus does not have favorites.
- Say: “Jesus loves all people.”
- Challenge kids to listen carefully to the Bible story to hear who tells that Jesus loves all people.
- Invite kids to point to themselves quietly when they hear the phrase, “Jesus loves all people.”

JESUS IS FOR EVERYONE

Acts 10

Cornelius was a Roman army officer who lived in Caesarea (sess uh REE uh). He and his family worshiped God. Cornelius always prayed to God, and he gave to people who needed help.

One afternoon God sent an angel to tell Cornelius, “God has heard your prayers, and He has seen how you help others.” Then the angel told Cornelius to send men to the city of Joppa to find a man named Peter. So Cornelius did.

The next day, the men Cornelius sent found Peter. The men told Peter about Cornelius and about how an angel from God had told Cornelius to send for Peter.

Peter went with the men to Caesarea. Cornelius gathered his family and friends to hear Peter tell them about Jesus. Peter said, “It is against our laws for a Jewish person and a non-Jewish person to visit together in a home. But God has shown me not to think of people in this way.”



SUPPLIES NEEDED

- None



5 EXPLORE!

SUPPLIES NEEDED

- None

JESUS IS FOR EVERYONE

(cont.)

Peter added, “Jesus does not love one person more than another. Jesus loves all people.” He reminded them that Jesus had performed miracles and that Jesus had died on a cross, but God raised Him back to life. Peter said that Jesus told His followers to tell more people about Him.

Cornelius, his family, and his friends believed what Peter said about Jesus. They even asked Peter to stay with them for a few days. They were happy to hear that Jesus loves them.

DEBRIEF

1. Who was the Roman army officer who lived in Caesarea? (Cornelius)
2. Who did God send to Cornelius to tell him to send men to Joppa to find Peter? (an angel)
3. Where was Peter when the men went to find him? (city of Joppa)
4. When Peter was teaching Cornelius and his family and friends, he said Jesus loves who? (all people)
5. What were Cornelius’ family and friends happy to hear? (that Jesus loves them)

LISTENING GAME

- Give each kid a “Bingo Card” and writing utensil.
- Explain that kids will mark an X on the “Bingo Card” on the color the teacher calls out.
- Say: “When you get five X’s in a row, you should shout out, ‘Jesus loves everyone!’”
- Tell the kids that they must listen carefully to know which color they should cross off on their cards.
- Roll the “Game Cube” and call out the color shown.
- Give kids about 5–10 seconds to find a space to mark off.
- Kids can choose to mark off any space of the appropriate color, but must only mark off one space per roll.
- Continue playing until someone gets five X’s in a row.
- If time allows, you can continue playing until others get five in a row.

DEBRIEF

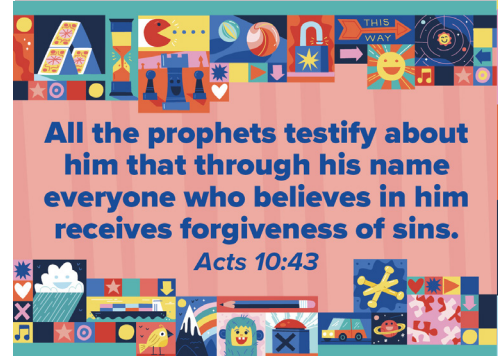
- Remind kids that Jesus is for everyone.

SUPPLIES NEEDED

- Bible
- Game Cube
- Bingo Cards
- Crayons (1 per child)

All the prophets testify about him that through his name everyone who believes in him receives forgiveness of sins.

Acts 10:43



5 ENGAGE!

SUPPLIES NEEDED

- Day 5 Memory Maker Cards
- People Daily Point Button
- Pencil

MEMORY MAKER CARDS/DAILY POINT BUTTONS

- Distribute the Memory Maker Cards and today's Daily Point Button.
- Direct the kids' attention to the people on their buttons and ask them who Jesus cares about and who did Jesus die for? (everyone)
- Instruct kids to draw a picture of something they remember from today's story on the "Jesus is for Everyone" card. (Encourage kids to share what they drew and why.)
- Close in prayer and thank Jesus for dying for of each of them. (Be sure to say each kid's name. Ex: Thank you for dying for Johnny, Sarah, Tommy, etc.)



JESUS IS FOR EVERYONE

ADVENTURE MIX

**SNACK
DAY 5**

SUPPLIES NEEDED:

- Rice Chex cereal
- Mini pretzels
- Goldfish crackers
- Popcorn
- Plastic bowls
- Large mixing bowl
- Plastic cup

SERVING SIZE:

- 1 plastic bowl full of mix



STEPS:

- Mix Rice Chex cereal, mini pretzels, Goldfish crackers and popcorn in large mixing bowl.
- Use plastic cup to pour mix into each bowl and distribute to kids.

KID CONNECTION

The story of Peter and Cornelius teaches us that Jesus is for everyone. God sent His one and only Son to save people from their sins.